



**O.I.T.A.F.**  
Work-Committee No II  
Characteristics and Inspection of Ropes

## Gains and Limits of Magnetic Rope Testing



University of Stuttgart

Institute of Mechanical Handling and Logistics  
Stuttgart, Germany

Dipl.-Eng. **Sven Winter** / Dipl.-Ing. **K. Kuehner**  
sven.winter@ift.uni-stuttgart.de

STRMTG / French authority  
Saint Martin d'Hères, France

Dr.-Eng. **Stephane PERNOT**  
stephane.pernot@developpement-  
durable.gouv.fr

Konstantin Kuehner  
Stephane Pernot

Slide 1 (60)


24. April 2014  
OITAF Seminar Grenoble



**O.I.T.A.F.**  
Work-Committee No II  
Characteristics and Inspection of Ropes

## Content

- (1) Basics of MRT
- (2) Experimental setup and testing
- (3) Actions arising from an MRT report
- (4) Wire break analysis (anomalies)
- (5) Limits of MRT
- (6) Beyond the limits
- (7) Conclusions and prospects




Konstantin Kuehner  
Stephane Pernot

Slide 2 (60)


24. April 2014  
OITAF Seminar Grenoble

**O.I.T.A.F.**  
Work-Committee No II  
Characteristics and Inspection of Ropes


## Basics of MRT




6-month old track-rope



lack of lubricant, indentation of Z wires



?




Failures of internal layers

Konstantin Kuehner  
Stephane Pernot
Slide 3 (60)
24. April 2014  
OITAF Seminar Grenoble


**O.I.T.A.F.**  
Work-Committee No II  
Characteristics and Inspection of Ropes

## Brief History of MRT in Stuttgart

1950's



today



**Origin:** Invention of magneto-inductive coil by Prof. Richard Woernle in 1930s

**Today:** Research institute for MRT and rope technology, service provider for rope inspections, damage analysis, approval tests and regular inspection of ropeways

Konstantin Kuehner  
Stephane Pernot
Slide 4 (60)
24. April 2014  
OITAF Seminar Grenoble



**O.I.T.A.F.**  
Work-Committee No II  
Characteristics and Inspection of Ropes

## Typical damages in ropeway wire ropes

How & why does a rope reach the discard criteria?

- Bending cycles: rope wear and material aging by repeated flexion over sheaves
- Corrosion: Material surface turns brittle and initiates cracks and wire breaks
- External influences: lightning strokes, accidents within construction works, derailments,...cause deformation, structural changes or wire breaks
- ...and many more reasons



Konstantin Kuehner  
Stephane Pernot

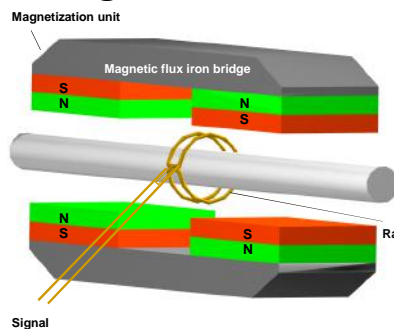
Slide 5 (60)

24. April 2014  
OITAF Seminar Grenoble



**O.I.T.A.F.**  
Work-Committee No II  
Characteristics and Inspection of Ropes

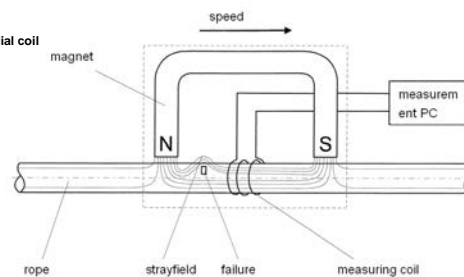
## Magneto-Inductive Method and Results



$$U = - n S v \frac{dB}{dx}$$

Lenz-Faraday law

- Permanent magnets create a saturating magnetization of the steel wire rope
- Resulting leakage field generates a voltage in the measurement coil



Konstantin Kuehner  
Stephane Pernot

Slide 6 (60)

24. April 2014  
OITAF Seminar Grenoble



**O.I.T.A.F.**  
Work-Committee No II  
Characteristics and Inspection of Ropes


## Examples of Basic Machine Designs



SMRT 40



Test head IWT



SMRT 60  
Univ.  
Stuttgart



Test heads TVFA-Wien

Konstantin Kuehner  
Stephane Pernot

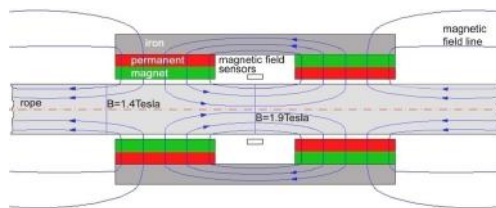
Slide 7 (60)

24. April 2014  
OITAF Seminar Grenoble

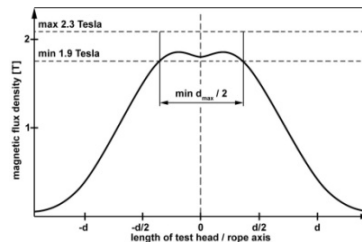


**O.I.T.A.F.**  
Work-Committee No II  
Characteristics and Inspection of Ropes

## Magneto-Inductive Method and Results



Magnetic field circuits forming homogeneous magnetic flux all over the rope's cross section. The wire material has to be magnetically saturated by at least 1.9 up to 2.3 Tesla.



Konstantin Kuehner  
Stephane Pernot

Slide 8 (60)

24. April 2014  
OITAF Seminar Grenoble



**O.I.T.A.F.**  
Work-Committee No II  
Characteristics and Inspection of Ropes

## 2. Experimental Setup



Konstantin Kuehner  
Stephane Pernot

Slide 9 (60)

24. April 2014  
OITAF Seminar Grenoble



**O.I.T.A.F.**  
Work-Committee No II  
Characteristics and Inspection of Ropes

## Experimental setup on suspension ropes



Konstantin Kuehner  
Stephane Pernot


Slide 10 (60)

24. April 2014  
OITAF Seminar Grenoble



**O.I.T.A.F.**  
Work-Committee No II  
Characteristics and Inspection of Ropes

## Experimental setup on track ropes




Konstantin Kuehner  
Stephane Pernot

24. April 2014  
Slide 11 (60) OITAF Seminar Grenoble



**O.I.T.A.F.**  
Work-Committee No II  
Characteristics and Inspection of Ropes

## Experimental setup on moving ropes



Konstantin Kuehner  
Stephane Pernot

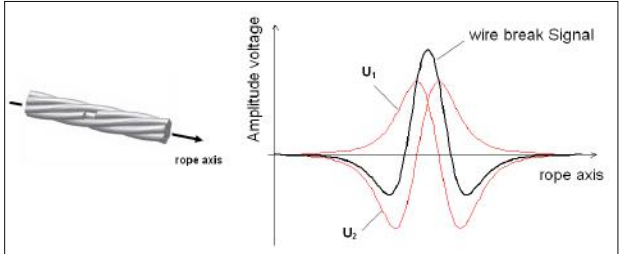
24. April 2014  
Slide 12 (60) OITAF Seminar Grenoble

**O.I.T.A.F.**  
Work-Committee No II  
Characteristics and Inspection of Ropes

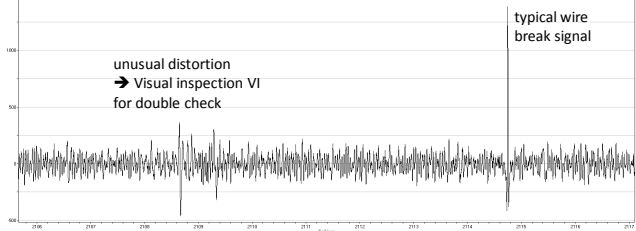
## Magneto-Inductive Method and Results

**Damage Signals:**

**Theory:**



**Practical experience:**

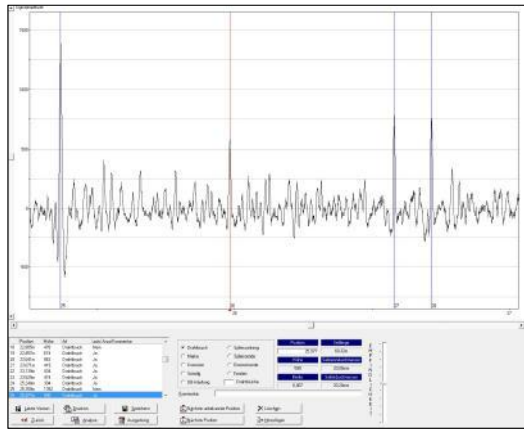


Konstantin Kuehner  
Stephane Pernot

24. April 2014  
Slide 13 (60) OITAF Seminar Grenoble

**O.I.T.A.F.**  
Work-Committee No II  
Characteristics and Inspection of Ropes

## Magnetic rope test and Results




**Software-Application:**

- Automated labelling of suspicious patterns
- Evaluation by expert user
- Automated report creator
- Relating of damages to discard criteria (loss of tensile capacity on specific reference lengths)


Konstantin Kuehner  
Stephane Pernot

24. April 2014  
Slide 14 (60) OITAF Seminar Grenoble

 **O.I.T.A.F.**  
Work-Committee No II  
Characteristics and Inspection of Ropes

## Visual verification

Magnetic signals are only a 1D image of the real damage. Signals can be ambiguous, so every pattern of doubt has to be clarified by visual inspection:



Konstantin Kuehner  
Stephane Pernot

24. April 2014  
Slide 15 (60) OITAF Seminar Grenoble

 **O.I.T.A.F.**  
Work-Committee No II  
Characteristics and Inspection of Ropes

## 3. Actions arising from an MRT report



Konstantin Kuehner  
Stephane Pernot

24. April 2014  
Slide 16 (60) OITAF Seminar Grenoble





**O.I.T.A.F.**  
Work-Committee No II  
Characteristics and Inspection of Ropes

## MRT report

test report shall include:

- comments about signature;
- rope identification (designation, name of manufacturer);
- rope details (rope diameter nominal and measured) / construction (diameter and number of wires);
- length of rope at rope end(s) not tested;
- the position, type and extent of any reportable indications and the conclusion on the wire rope condition;
- any increase in the size, number or extent of the indications shall be ascertained by comparison with previous test results.

Konstantin Kuehner  
Stephane Pernot

24. April 2014  
Slide 17 (60) OITAF Seminar Grenoble



**O.I.T.A.F.**  
Work-Committee No II  
Characteristics and Inspection of Ropes

## Report: additional data / local regulations

In several countries there are local regulations demanding additional information in an MRT report like:


- development of rope condition, a table showing a comparison to the values of at least the last MRT
- Additional Recommendations for the operator, e.g. visual or other further inspections, maintenance & repair,...
- Showing pictures of the results from visual inspection
- Showing diagrams of wire break progress
- Giving recommendations on maintenance and repair actions (e.g. cut-off of wire break ends, re-lubrication, splice restoration...)
- Setting restrictions for operation or requirements for further (visual) inspections

Konstantin Kuehner  
Stephane Pernot

24. April 2014  
Slide 18 (60) OITAF Seminar Grenoble


**O.I.T.A.F.**  
Work-Committee No II  
Characteristics and Inspection of Ropes

## Report: examples of repair of locked coil ropes



Fill-up of wire break gap using plastics:

- Protection of inner layers against moisture
- Stabilizing of surface wire compound



Shifting of wire breaks by brazing:

- Separation of two neighboring wire breaks
- Creation of distance to discard criteria


Konstantin Kuehner  
Stephane Pernot

24. April 2014  
OITAF Seminar Grenoble


Slide 19 (60)

**O.I.T.A.F.**  
Work-Committee No II  
Characteristics and Inspection of Ropes


## Report: examples of repair of stranded ropes



Grinding of a lightning stroke



Cut-off of out-sticking wires and broken ends



Strand repair / Splice-in part

Konstantin Kuehner  
Stephane Pernot

24. April 2014  
OITAF Seminar Grenoble

Slide 20 (60)



**O.I.T.A.F.**  
Work-Committee No II  
Characteristics and Inspection of Ropes

## Discard criteria

Most important discard criteria is the loss of metallic cross section within the reference lengths, given as multiple rope diameters according as for instance to the EN standard :

- **Short reference length (e.g. 6xd):** local damage, usually external impacts
- **Mid-range reference length (e.g. 30xd):** mixed section of local defects, abrasion and corrosion
- **Long-range reference length (e.g. 500xd):** average damage development of rope within its life time (mainly fatigue wire breaks)

“If there is any doubt about the size of a broken wire indicated by MRT calculating the loss of metallic area, it shall be assumed to be with a larger cross section in the rope.”

Konstantin Kuehner  
Stephane Pernot

24. April 2014  
Slide 21 (60) OITAF Seminar Grenoble



**O.I.T.A.F.**  
Work-Committee No II  
Characteristics and Inspection of Ropes

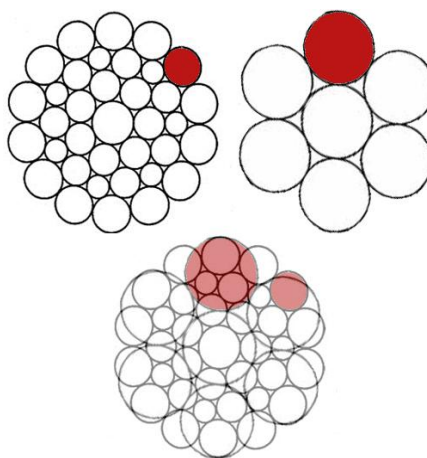
## Discard criteria: relation to damage

Number of maximum allowed wire breaks on reference lengths depends on rope type:

Rope Type	Part of outer wire
6x7	2,38 %
6x19 Seale	1,27 %
6x36 Warr.-S	0,60 %

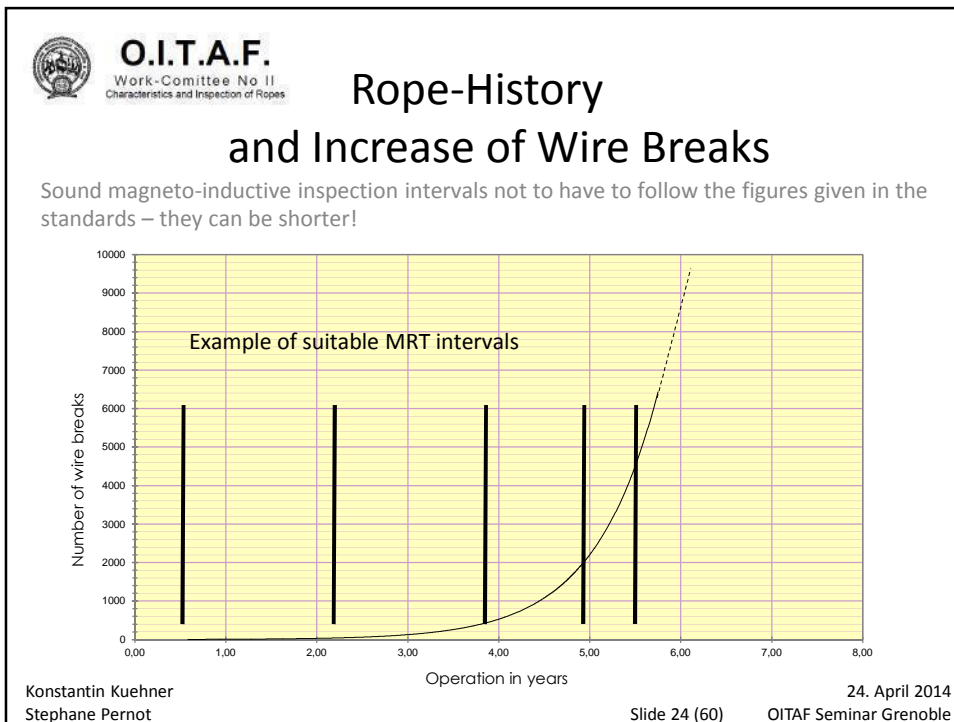
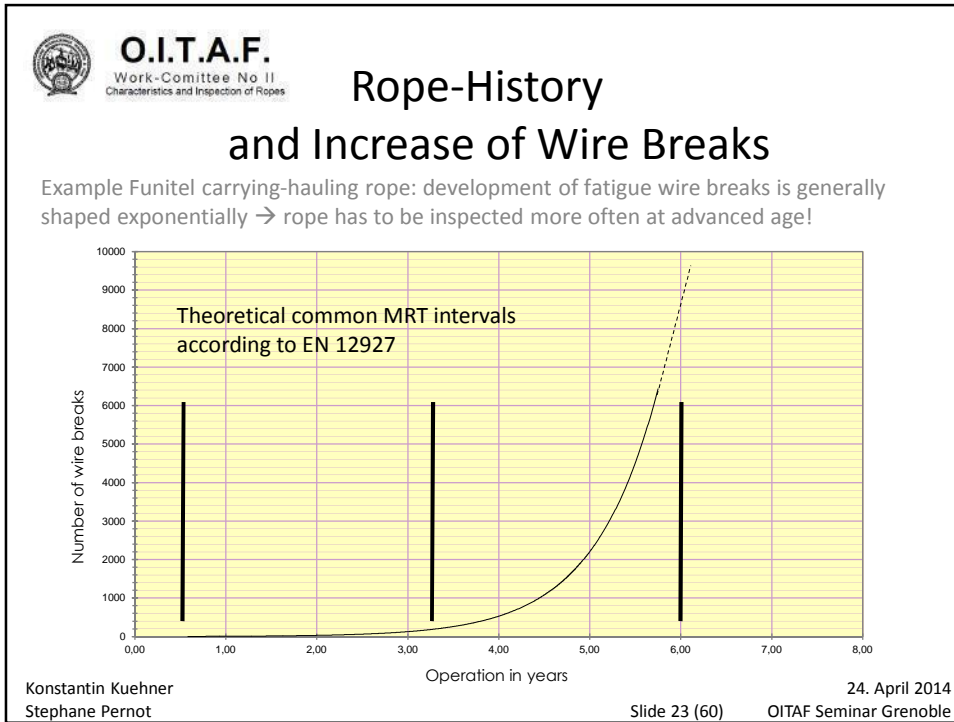
Example: number of broken outer wires at point of discard on 6xd according to EN 12927-6:

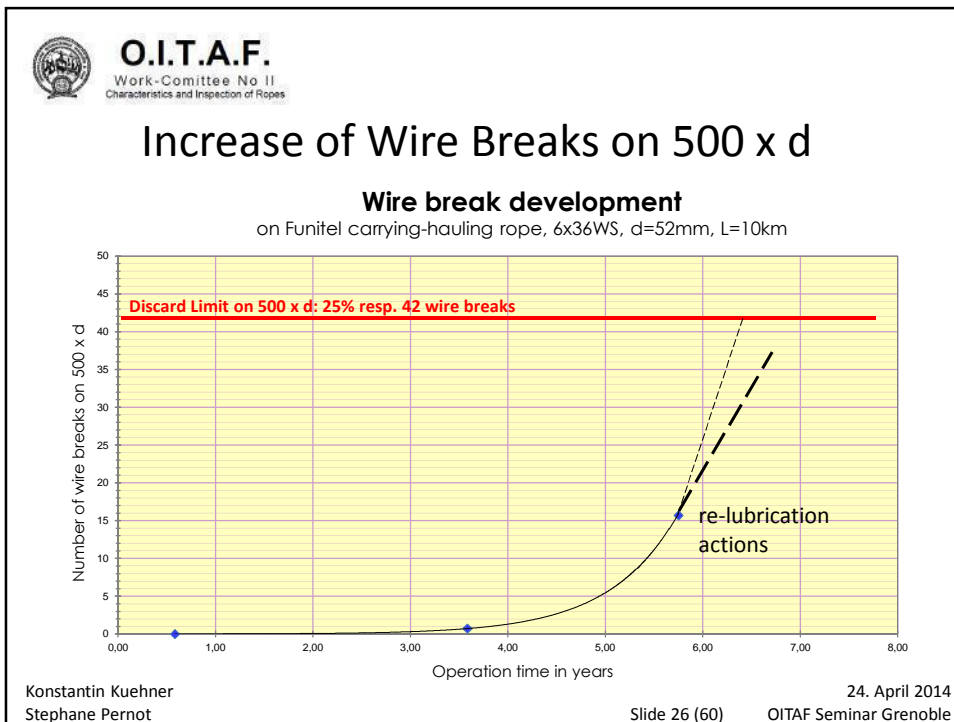
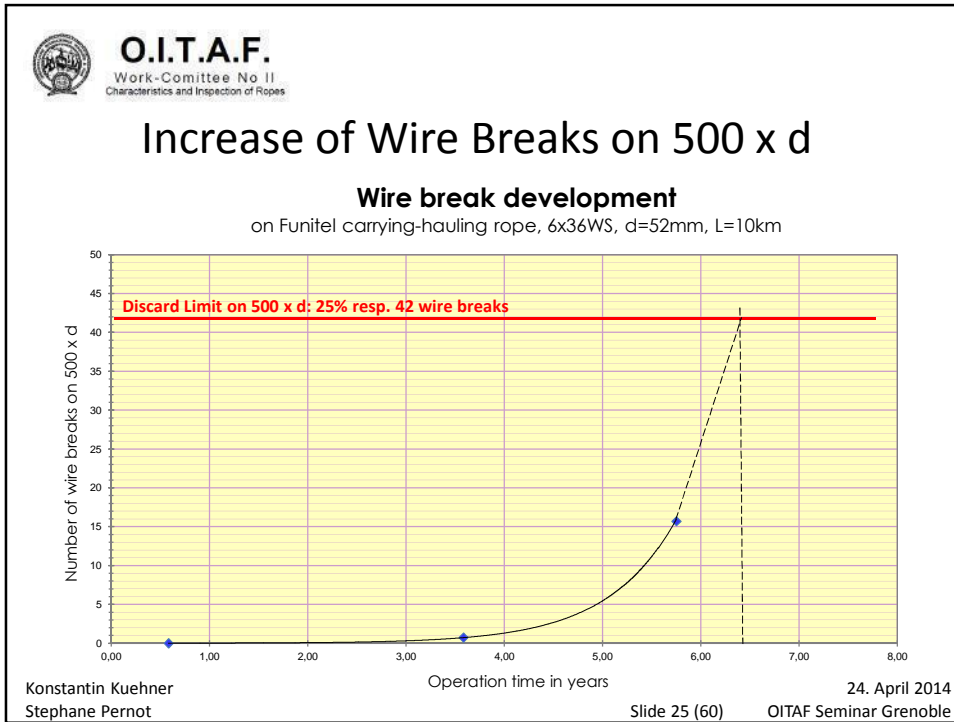
Rope Type	Number broken outer wires
6x7	3
6x19 Seale	4
6x36 Warr.-S	9



Konstantin Kuehner  
Stephane Pernot

24. April 2014  
Slide 22 (60) OITAF Seminar Grenoble







**O.I.T.A.F.**  
Work-Committee No II  
Characteristics and Inspection of Ropes

## 4. Wire break analysis

1. **Single wire break:**
  - ✓ WB signatures and related damage
  - ✓ WB gap & depth versus signal shape & amplitude,
  - ✓ WB signature and rope ground signal
2. **Wire break clusters**
  - ✓ Multiple WB's versus single WB,
  - ✓ Ill-separated WBs → **MRT history**
  - ✓ Specific WBs like missing wire → **visual verification**

Konstantin Kuehner  
Stephane Pernot

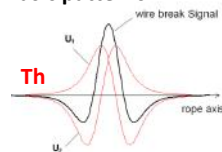
24. April 2014  
Slide 27 (60) OITAF Seminar Grenoble



**O.I.T.A.F.**  
Work-Committee No II  
Characteristics and Inspection of Ropes

## Single wire break

### Basic patterns



1 wb = loss ⊕ recovery patterns

- **Small / medium size gap** = merged signals  
→ **averaging of measuring coils**
- **X-Large gap** = detached signal patterns  
→ **coils are sensitive to variation of magnetic flux provoked by (dis)/appearing steel wires**

### WB signature and related rope damage

Gap	WB signal	Real default
small		
medium		
large		
XL		

Konstantin Kuehner  
Stephane Pernot

24. April 2014  
Slide 28 (60) OITAF Seminar Grenoble

**O.I.T.A.F.**  
Work-Committee No II  
Characteristics and Inspection of Ropes

## Single wire break: instances

WB signals:  
LF 1 / LF2

Spectrum

- Wire break
- Ground signal

Puy de Sancy: track rope      Hoffmann hauling rope

- WB signatures are perturbed by rope ground signal
- Ground signal can't be filtered

**WB signals shall arise well above ground signal to be analyzed !**

Konstantin Kuehner      24. April 2014  
Stephane Pernot      Slide 29 (60)      OITAF Seminar Grenoble

**O.I.T.A.F.**  
Work-Committee No II  
Characteristics and Inspection of Ropes

## Wire break clusters


WB's versus single WB signal

2 WBs with gap	Effect of gap 2 WB's versus 1 WB	x WBs with 0.2m gap	Effect of number of WB's x WB's versus 1 WB
5 mm		11 WB's	
10 mm		21 WB's	
20 mm		41 WB's	

**Various rope failures may give similar MRT signatures !**

- 2 WB's with 10mm clearance may be interpreted as a single WB with large gap
- high number of WB's may be analyzed as a missing wire over a x-large distance




Konstantin Kuehner      24. April 2014  
Stephane Pernot      Slide 30 (60)      OITAF Seminar Grenoble



**O.I.T.A.F.**  
Work-Committee No II  
Characteristics and Inspection of Ropes

## 5. Limits of MRT


1. **MRT issues:**
  - ✓ Non-injective mapping: various rope defaults → similar signature
  - ✓ Masking effects
    - Ill-separated WB's ← issue of coil spatial resolution
    - Amplitude high-contrast ← tuck tail mask neighbouring wire breaks
    - Amplitude low-contrast ← WB's may vanish in ground signal
2. **Limits:**
  - ✓ MRT signal analysis of specific rope parts:
    - Saddle or tower section
    - Sheave or rolling chain section
  - ✓ MRT analysis of specific rope defaults
    - Lightning stroke ← no evidence
    - Wear / corrosion ← not obvious
    - Fatigue-cracking corrosion ?

Konstantin Kuehner  
Stephane Pernot

Slide 31 (60)

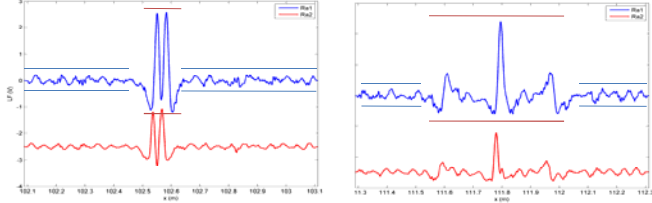
24. April 2014  
OITAF Seminar Grenoble



**O.I.T.A.F.**  
Work-Committee No II  
Characteristics and Inspection of Ropes

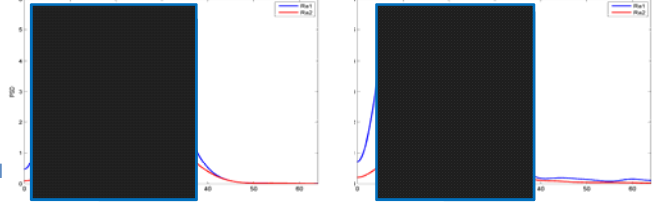
## Masking effects: ill-separated WB's

WB signals:  
LF 1 / LF2



Spectrum

WB's
  Ground signal



**Answer:**

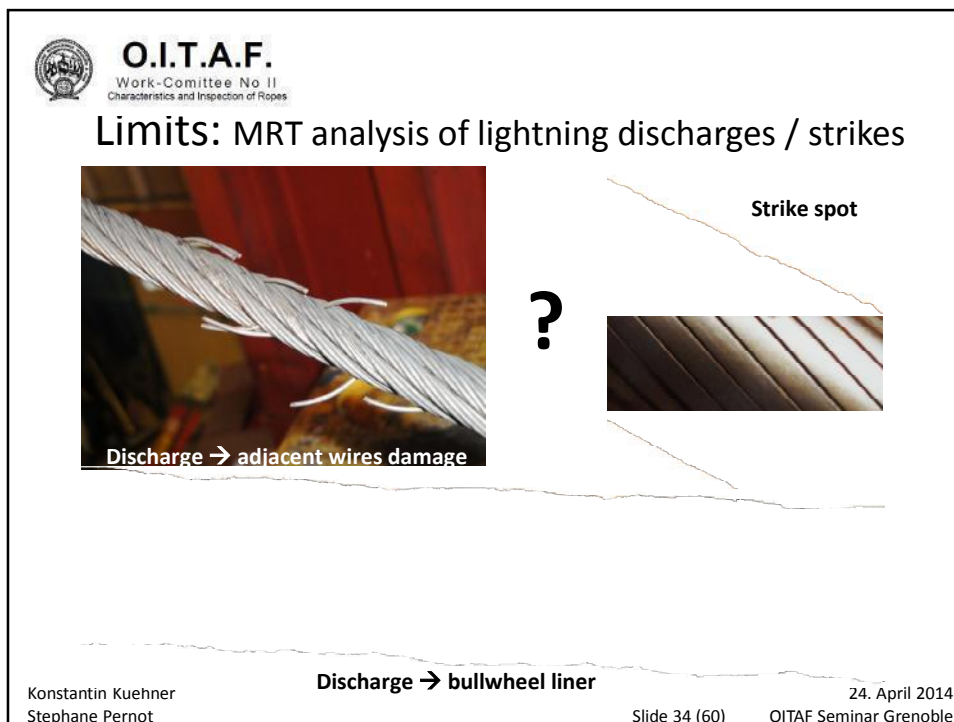
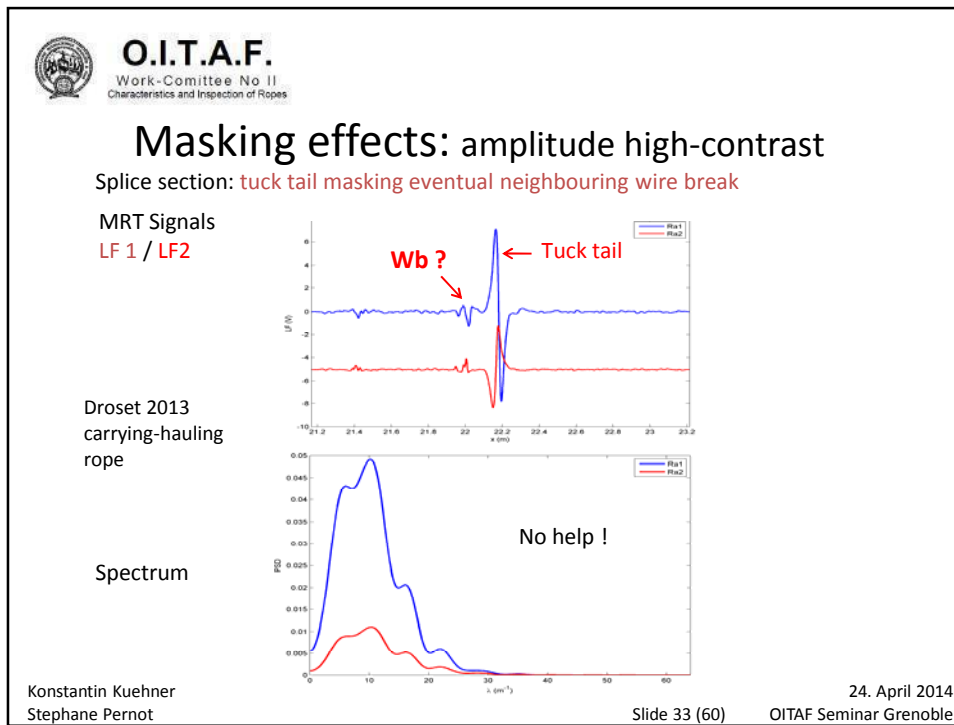
- a) Unknown → MRT history is required to analyze the development of WB's during rope operation
- b) WB ? Missing wire ? : No → splice knot  
→ rope visual verification is required

Konstantin Kuehner  
Stephane Pernot

Slide 32 (60)

24. April 2014  
OITAF Seminar Grenoble






**O.I.T.A.F.**  
Work-Committee No II  
Characteristics and Inspection of Ropes

### Limits: MRT analysis of a lightning discharge

**6x7 stranded trackrope : material tramway**



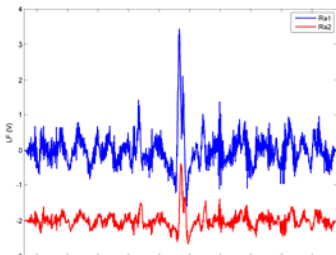
**Melted adjacent wires**      **Broken melted wires**

Konstantin Kuehner      24. April 2014  
Stephane Pernot      Slide 35 (60)      OITAF Seminar Grenoble

**O.I.T.A.F.**  
Work-Committee No II  
Characteristics and Inspection of Ropes

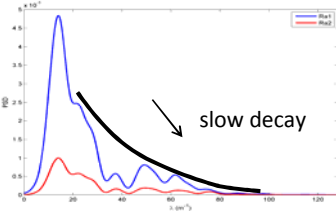
### Limits: MRT analysis of a lightning discharge

**MRT Signals**  
LF 1 / LF2



**6x7 stranded trackrope**

**Spectrum**

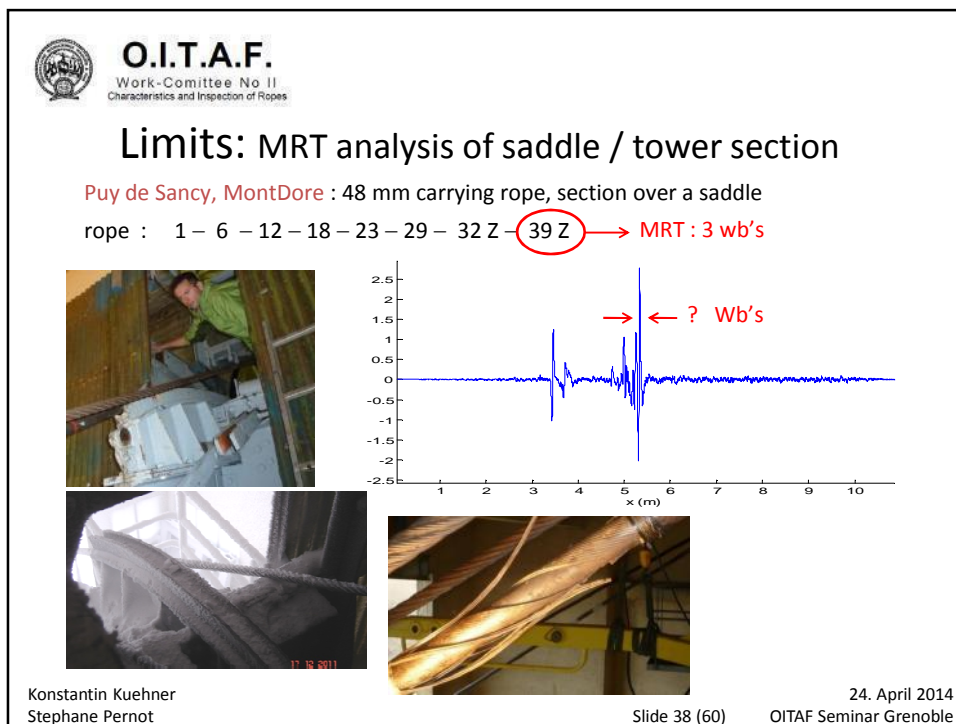
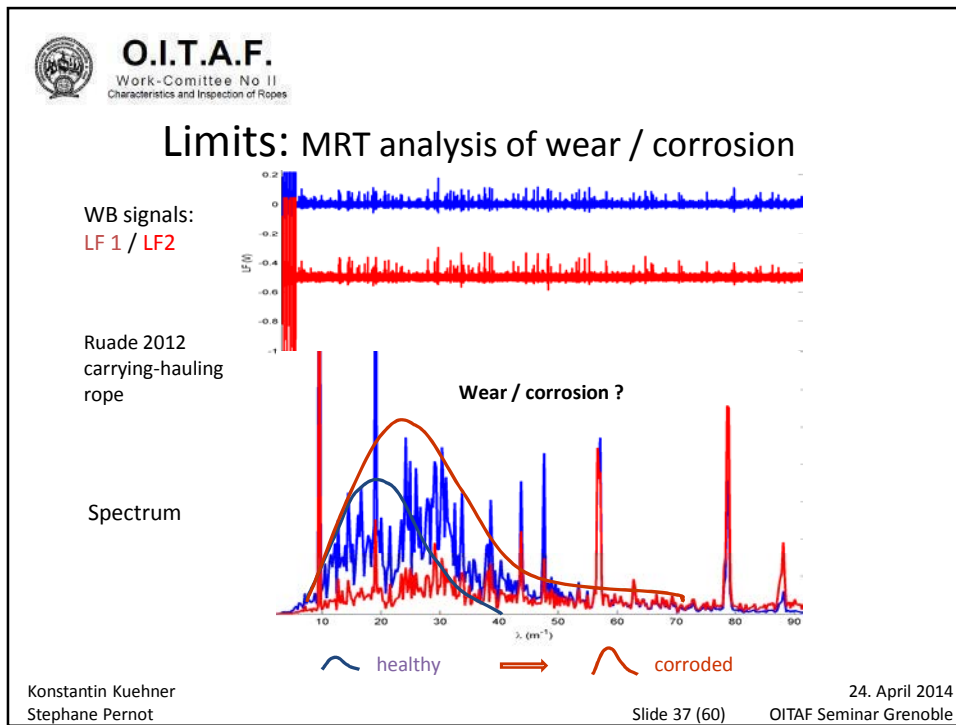


**Broken melted wires**

**MRT signature ? not obvious**

- similar with wire break signals
- noisy ground signal
- slow spectrum decay


Konstantin Kuehner      24. April 2014  
Stephane Pernot      Slide 36 (60)      OITAF Seminar Grenoble



**O.I.T.A.F.**  
Work-Committee No II  
Characteristics and Inspection of Ropes

### Limits: MRT analysis of saddle / tower section

Puy de Sancy, MontDore : 48 mm carrying rope, section over a saddle  
 rope : 1 – 6 – 12 – 18 – 23 – 29 – 32 Z – 39 Z  
 opening: 1 – 6 – 12 – 18 – 23 – 29 – 32 Z – 3 Z



Failure : **fretting-corrosion**

- steel-steel contact
- high pressure / low saddle radius
- lack of relubrication ?

○ wb


Konstantin Kuehner  
Stephane Pernot

24. April 2014  
Slide 39 (60) OITAF Seminar Grenoble

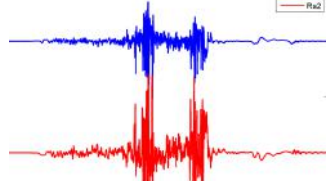
**O.I.T.A.F.**  
Work-Committee No II  
Characteristics and Inspection of Ropes

### Limits: MRT and fatigue-cracking corrosion

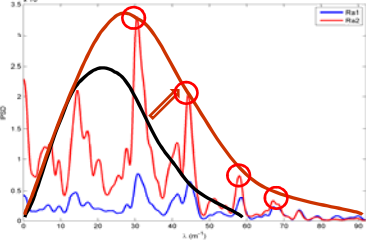
TpH Ruillans, La Grave : 51mm tension rope, section over a sheave



WB signals:  
LF 1 / LF2



Spectrum



MRT analysis : **not obvious**

- noisy ground signal
- low amplitude

Corrosion ? **probably !**

healthy  $\Rightarrow$  corroded


Fatigue-cracking corrosion ?

- peak distribution ! ○

Further investigation is required ...

Konstantin Kuehner  
Stephane Pernot


24. April 2014  
Slide 40 (60) OITAF Seminar Grenoble

 **O.I.T.A.F.**  
Work-Committee No II  
Characteristics and Inspection of Ropes


## Limits: MRT and fatigue-cracking corrosion

TrpH Ruillans, La Grave : 51 mm tension rope, section over a sheave  
 rope : 1 – 7/7 – 7 – 14 – 24 – 30 – 33 Z – 38 Z  
 opening: 1 – 7/7 – 7 – 14 – 23 – 2 – 33 Z – 38 Z

○ wb  
rusty - dry




Konstantin Kuehner    Fatigue-cracking corrosion    Microfractures    24. April 2014  
 Stephane Pernot    Slide 41 (60)    OITAF Seminar Grenoble

 **O.I.T.A.F.**  
Work-Committee No II  
Characteristics and Inspection of Ropes


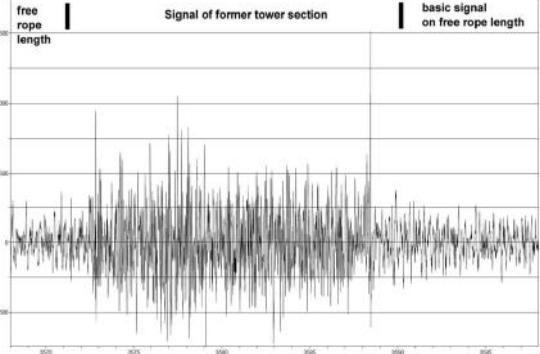
## 6. Beyond the limits

1. **High resolution inspection**
  - ✓ WB localization around rope section: coils → belt of hall sensors
  - ✓ separate WB's from corrosion, wear
2. **Visual inspection with technical support**
3. **Wavelet scalogram analysis**
  - ✓ To highlight interaction between MRT signatures and ground signal,
  - ✓ To separate closed WB's,
  - ✓ To assess the occurrence and severity of corrosion.

Konstantin Kuehner    24. April 2014  
 Stephane Pernot    Slide 42 (60)    OITAF Seminar Grenoble

 **O.I.T.A.F.**  
Work-Committee No II  
Characteristics and Inspection of Ropes


## Magnetic high resolution test

**Problem:** Corrosion-/wear-signals can cover wire break signals, e.g. in former tower sections  
 → Another more-dimensional inspection-method is needed to clarify the state of the rope

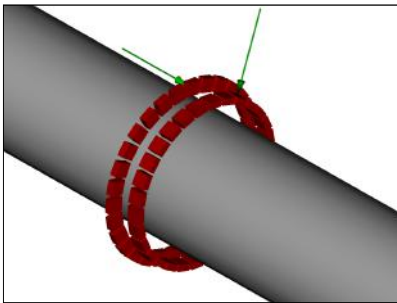

Konstantin Kuehner  
Stephane Pernot

24. April 2014  
Slide 43 (60) OITAF Seminar Grenoble

 **O.I.T.A.F.**  
Work-Committee No II  
Characteristics and Inspection of Ropes

## Magnetic high resolution test

- Instead of an averaging coil, a large amount of hall-effect sensors is installed around the rope
- By recording each sensor as a measuring channel, the defect can be better localized in the cross-section of the rope
- This allows to separate wire breaks from wear or corrosion
- Cheaper, less dangerous alternative to x-ray examination

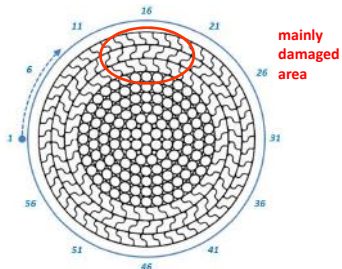
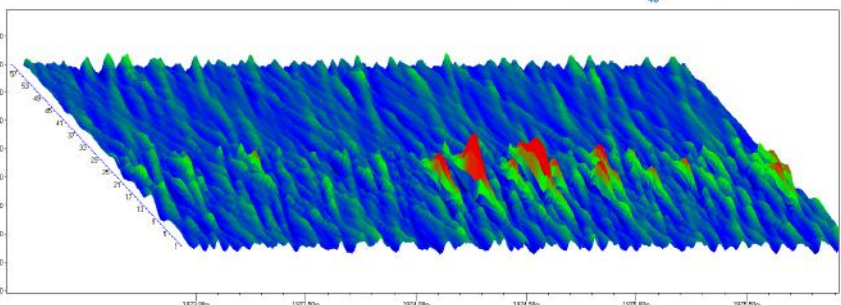
Konstantin Kuehner  
Stephane Pernot

24. April 2014  
Slide 44 (60) OITAF Seminar Grenoble

**O.I.T.A.F.**  
Work-Committee No II  
Characteristics and Inspection of Ropes

## Magnetic high Resolution test

- Software-Application allows to rescale color-scheme and amplification to work out points of interest
- Damage can be closely localized and evaluated to plan further special treatment, inspection and repair

Konstantin Kuehner  
Stephane Pernot

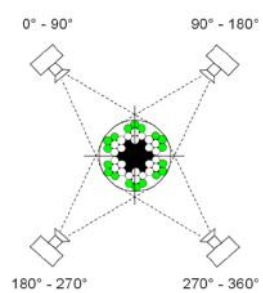
24. April 2014  
Slide 45 (60) OITAF Seminar Grenoble

**O.I.T.A.F.**  
Work-Committee No II  
Characteristics and Inspection of Ropes

## Visual Inspection with technical device


Inspection can be carried out manually - or by technical device with following advantages:

- higher result reliability by overlapping cameras
- better documentation by digital images and automated report editor
- less danger and physical stress for inspection operator
- less downtime of cable car due to higher inspection velocities (up to 3 m/s)



Konstantin Kuehner  
Stephane Pernot

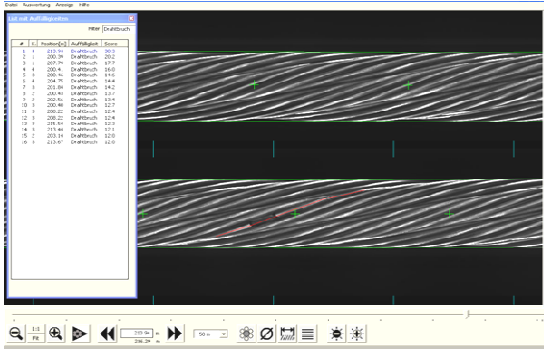
24. April 2014  
Slide 46 (60) OITAF Seminar Grenoble



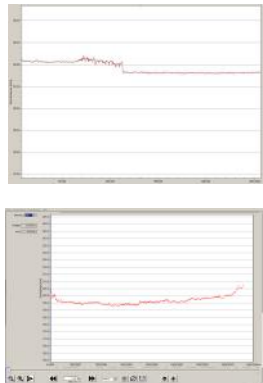
**O.I.T.A.F.**  
Work-Committee No II  
Characteristics and Inspection of Ropes

## Visual Inspection with technical device

Analyze of the wires and rope surface:




Diameter and rope lay length along the rope



Konstantin Kuehner  
Stephane Pernot

24. April 2014  
Slide 47 (60) OITAF Seminar Grenoble



**O.I.T.A.F.**  
Work-Committee No II  
Characteristics and Inspection of Ropes

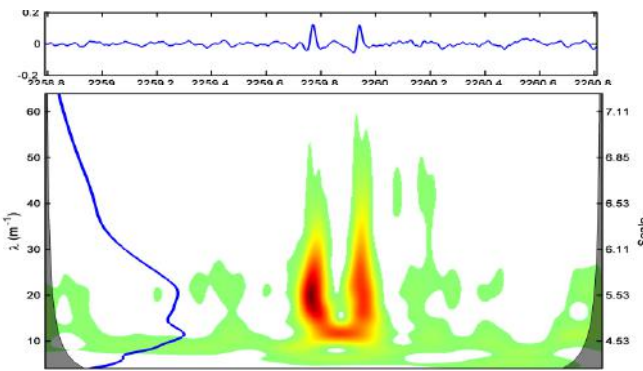
## Wavelet scalogram

**Wavelets :** mathematical entity  $\Psi$  aimed to analyze main signal components

**Transform :** 
$$W_{\psi}^s(a, b) = \frac{1}{\sqrt{a}} \int_{-\infty}^{+\infty} s(t) \psi\left(\frac{t-b}{a}\right) dt$$

**MRT signal :**  
splice knot

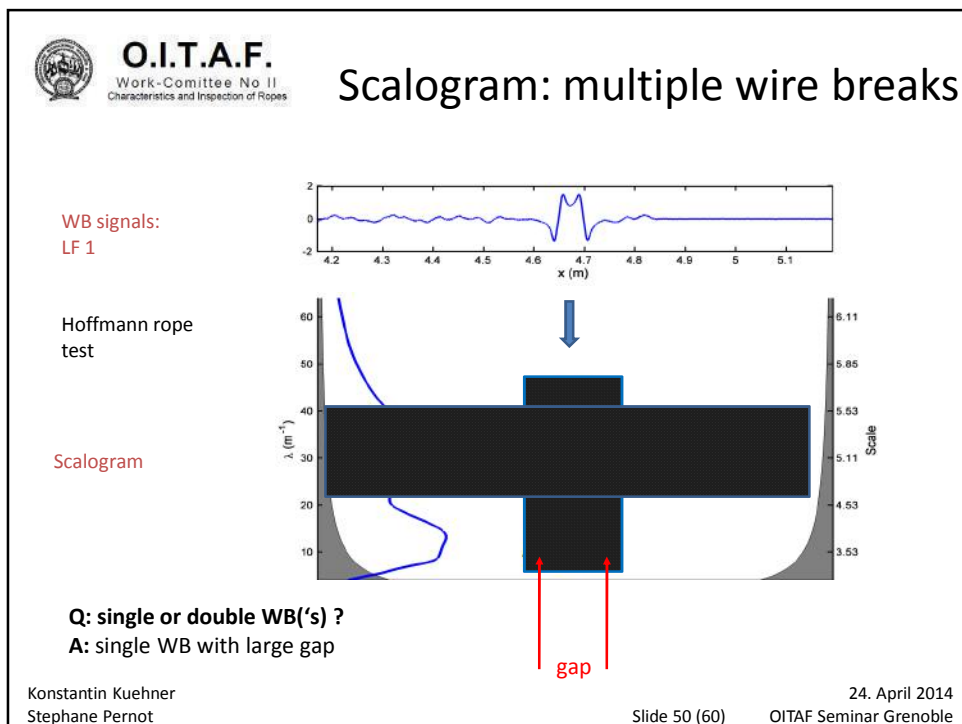
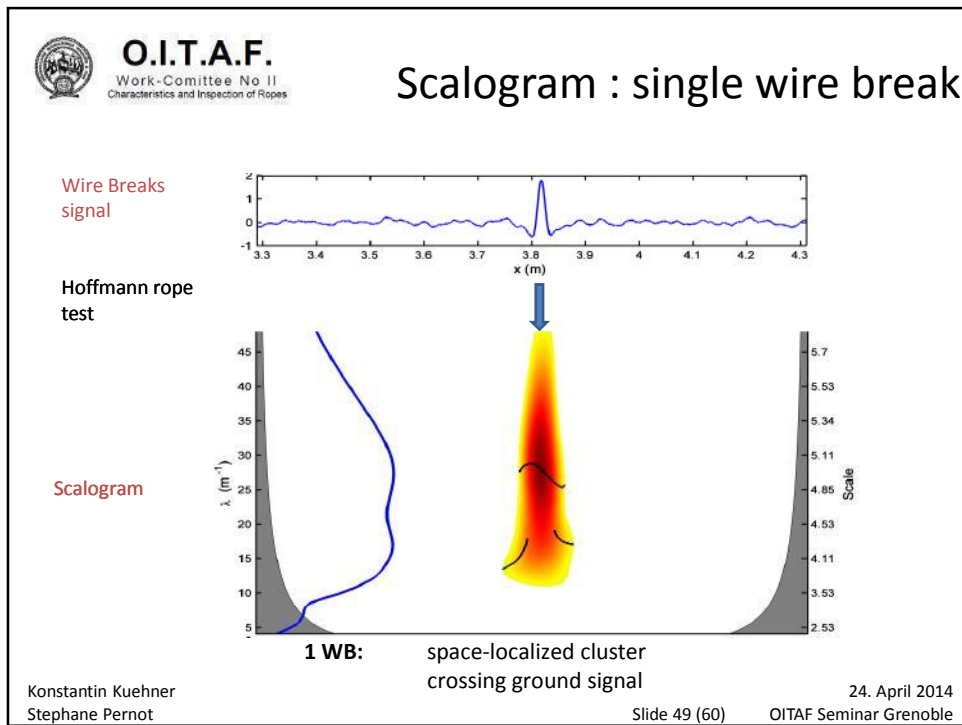
**Scalogram:**  
colormap of wavelet representation

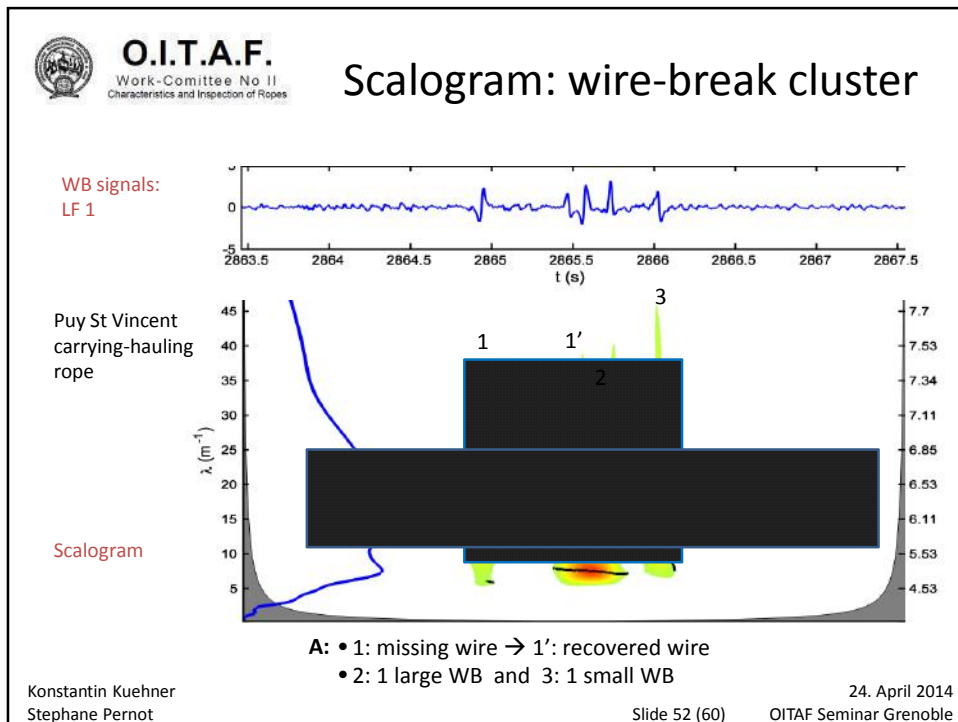
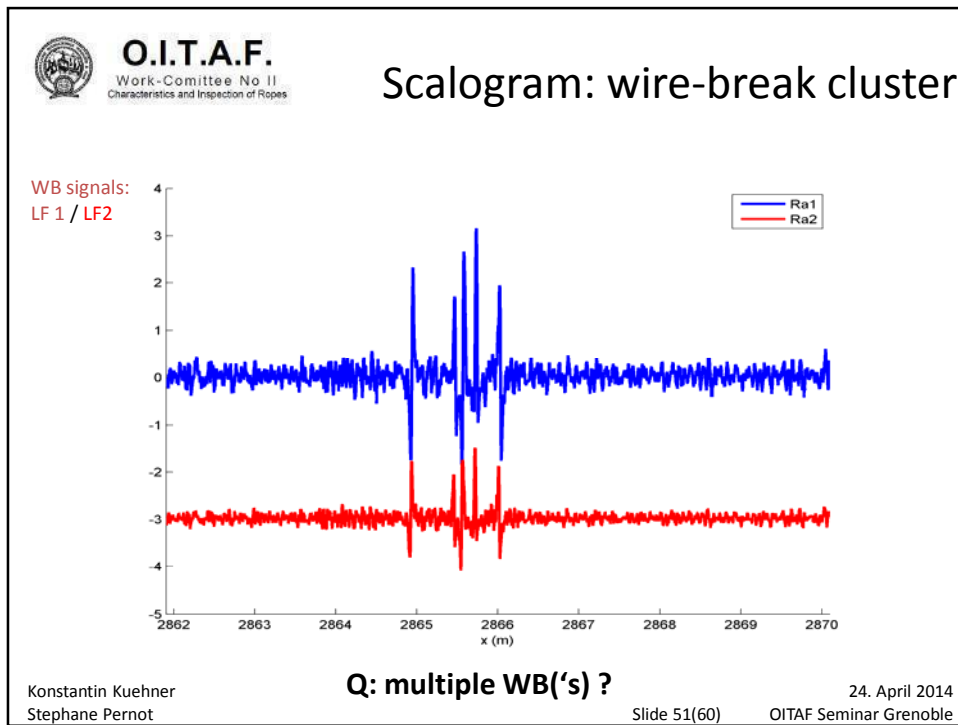


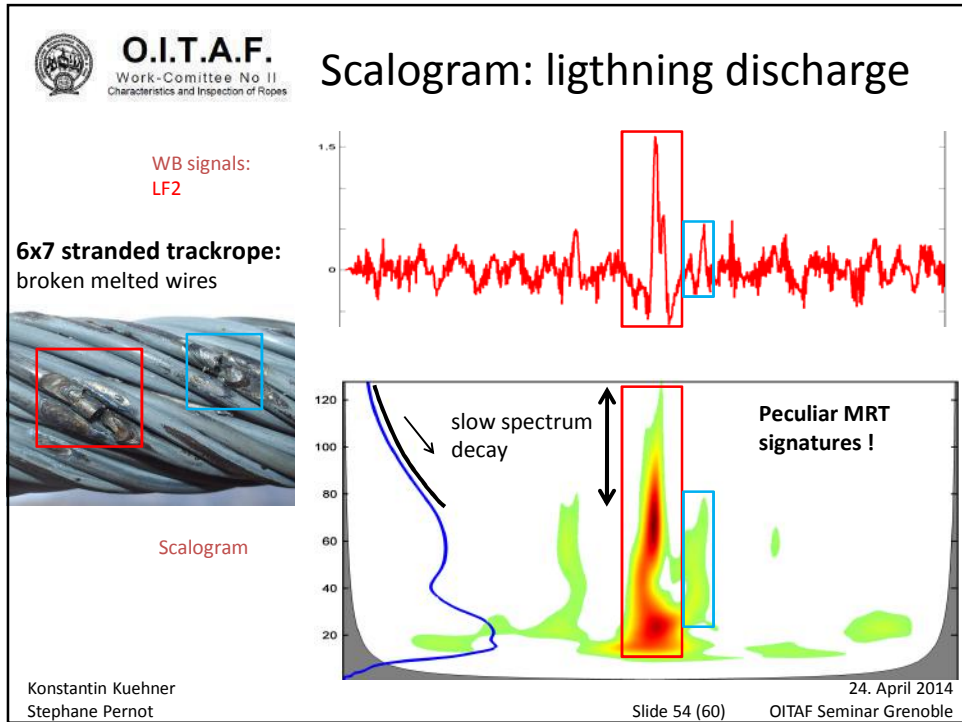
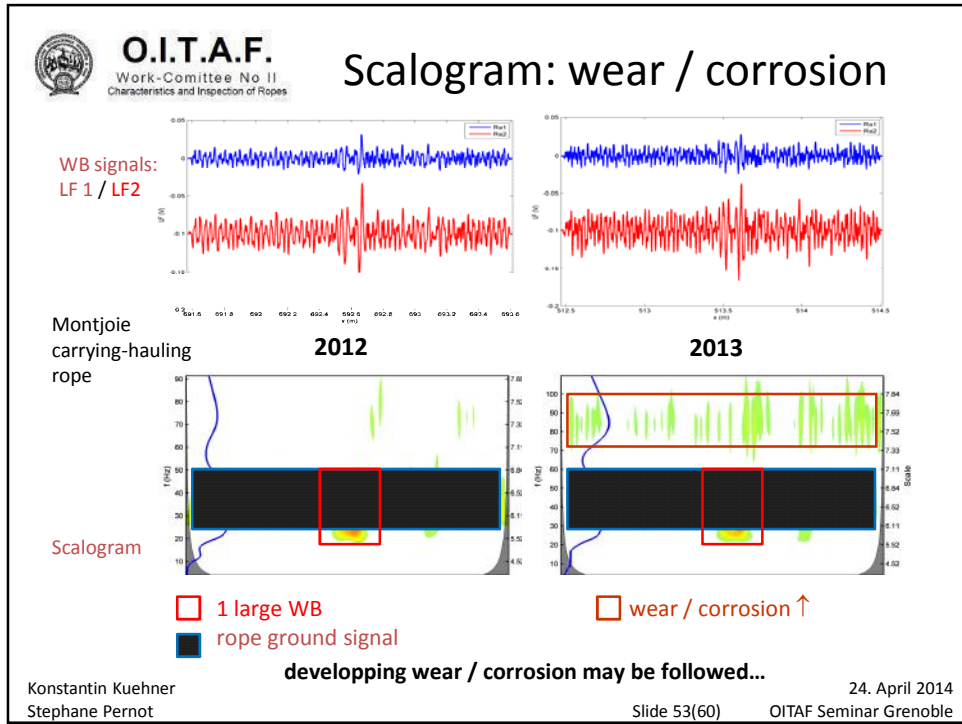
Konstantin Kuehner  
Stephane Pernot

24. April 2014  
Slide 48 (60) OITAF Seminar Grenoble











**O.I.T.A.F.**  
Work-Committee No II  
Characteristics and Inspection of Ropes

## 7. Conclusions and prospects

1. MRT summarized
2. MRT + Visual : a complementary approach
3. Advanced : towards supervised WB analysis

Konstantin Kuehner  
Stephane Pernot

Slide 55 (60)

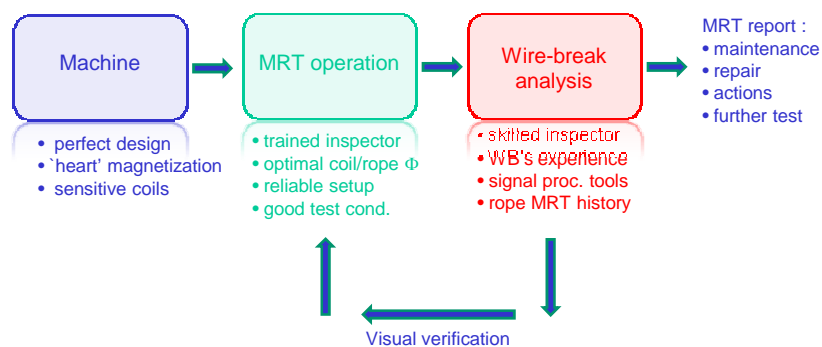
24. April 2014  
OITAF Seminar Grenoble



**O.I.T.A.F.**  
Work-Committee No II  
Characteristics and Inspection of Ropes

## MRT summarized

### Prerequisites for efficient MRT



Konstantin Kuehner  
Stephane Pernot

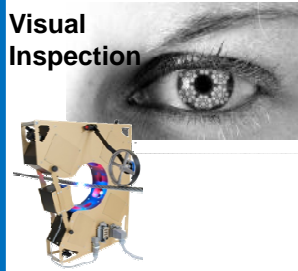
Slide 56 (60)

24. April 2014  
OITAF Seminar Grenoble

**O.I.T.A.F.**  
 Work-Committee No II  
 Characteristics and Inspection of Ropes

## Visual + MRT: a complementary approach

**Visual Inspection**



<b>Dislocation of wires</b>	Heavy corrosion
<b>Diagram of Diameter and Laylength</b>	Heavy wire damage
<b>Scratches, Notches</b>	Outer wire breaks
<b>Touching Strands</b>	Former clamping areas
<b>Beginning corrosion</b>	Lightning strokes


Konstantin Kuehner  
 Stephane Pernot

24. April 2014  
 OITAF Seminar Grenoble

Slide 57 (60)

**O.I.T.A.F.**  
 Work-Committee No II  
 Characteristics and Inspection of Ropes

## Visual + MRT: a complementary approach



**MRT**

Heavy corrosion	<b>inner wire breaks</b>
Heavy wire damage	
Outer wire breaks	<b>Wire breaks in strand touching zone</b>
Former clamping areas	
Lightning strokes	

Konstantin Kuehner  
 Stephane Pernot

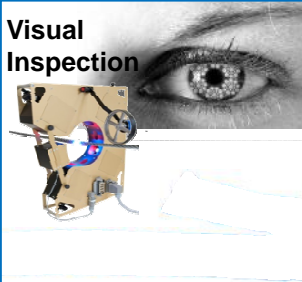
24. April 2014  
 OITAF Seminar Grenoble

Slide 58 (60)

**O.I.T.A.F.**  
Work-Committee No II  
Characteristics and Inspection of Ropes


## Visual + MRT: a complementary approach

**Visual Inspection**



**Dislocation of wires**  
**Diagram of Diameter and Laylength**  
**Scratches, Notches**  
**Touching Strands**  
**Beginning corrosion**

**MRT**



**Heavy corrosion**  
**Heavy wire damage**  
**Outer wire breaks**  
**Former clamping areas**  
**Lightning strokes**

**inner wire breaks**  
**Wire breaks in strand touching zone**

Konstantin Kuehner  
Stephane Pernot

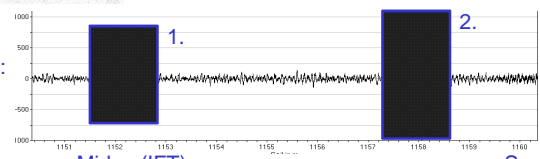
24. April 2014  
OITAF Seminar Grenoble

Slide 59 (60)

**O.I.T.A.F.**  
Work-Committee No II  
Characteristics and Inspection of Ropes

## Supervised WB analysis ?

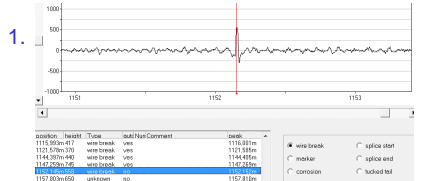
**WB signal:**




**Id ?**

**Midan (IFT)**

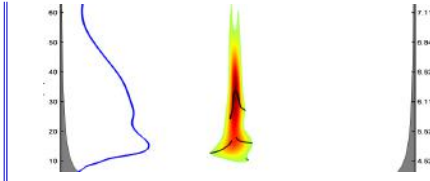
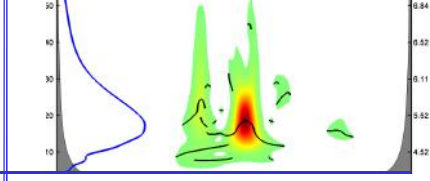
1.



2.



**Scalogram**





**Result:** 1. WB ? **yes**    2. WB ? **unknown**    1. WB ? **yes**    2. WB ? **1 missing wire + 1 WB**


Konstantin Kuehner  
Stephane Pernot

24. April 2014  
OITAF Seminar Grenoble

Slide 60 (60)

 **O.I.T.A.F.**  
Work-Committee No II  
Characteristics and Inspection of Ropes

# Thank you



for your attention :

Konstantin Kuehner  
Stephane Pernot

24. April 2014  
Slide 60 (60) OITAF Seminar Grenoble

 **O.I.T.A.F.**  
Work-Committee No II  
Characteristics and Inspection of Ropes

## Gains and Limits of Magnetic Rope Testing



 University of Stuttgart  
Institute of Mechanical Handling and Logistics  
Stuttgart, Germany

Dipl.-Ing. **Konstantin Kuehner** / Dipl.-Ing. **K. Kuehner**  
sven.winter@ift.uni-stuttgart.de

STRMTG / French authority  
Saint Martin d'Hères, France

Dr.-Ing. **Stephane PERNOT**  
stephane.pernot@developpement-durable.gouv.fr

Konstantin Kuehner  
Stephane Pernot

24. April 2014  
Slide 60 (60) OITAF Seminar Grenoble