



O.I.T.A.F.
Work-Committee No II
Characteristics and Inspection of Ropes

Gains and Limits of Magnetic Rope Testing



Konstantin Kuehner
Stephane Pernot



University of Stuttgart
Institute of Mechanical Handling and Logistics
Stuttgart, Germany

Dipl.-Eng. **Sven Winter** / Dipl.-Ing. **K. Kuehner**
sven.winter@ift.uni-stuttgart.de

STRMTG / French authority
Saint Martin d'Hères, France

Dr.-Eng. **Stephane PERNOT**
stephane.pernot@developpement-
durable.gouv.fr

24. April 2014

Slide 1 (60)


OITAF Seminar Grenoble



O.I.T.A.F.
Work-Committee No II
Characteristics and Inspection of Ropes

Content

- (1) Basics of MRT
- (2) Experimental setup and testing
- (3) Actions arising from an MRT report
- (4) Wire break analysis (anomalies)
- (5) Limits of MRT
- (6) Beyond the limits
- (7) Conclusions and prospects



Konstantin Kuehner
Stephane Pernot


24. April 2014

Slide 2 (60)



OITAF Seminar Grenoble

O.I.T.A.F.
Work-Committee No II
Characteristics and Inspection of Ropes

Basics of MRT



6-month old track-rope

lack of lubricant, indentation of Z wires

Failures of internal layers

Konstantin Kuehner
Stephane Pernot

24. April 2014
OITAF Seminar Grenoble

Slide 3 (60)


O.I.T.A.F.
Work-Committee No II
Characteristics and Inspection of Ropes

Brief History of MRT in Stuttgart

1950's



today



Origin: Invention of magneto-inductive coil by Prof. Richard Woernle in 1930s
Today: Research institute for MRT and rope technology, service provider for rope inspections, damage analysis, approval tests and regular inspection of ropeways

Konstantin Kuehner
Stephane Pernot

24. April 2014
OITAF Seminar Grenoble

Slide 4 (60)



O.I.T.A.F.
Work-Committee No II
Characteristics and Inspection of Ropes

Typical damages in ropeway wire ropes

How & why does a rope reach the discard criteria?

- Bending cycles: rope wear and material aging by repeated flexion over sheaves
- Corrosion: Material surface turns brittle and initiates cracks and wire breaks
- External influences: lightning strokes, accidents within construction works, derailments,...cause deformation, structural changes or wire breaks
- ...and many more reasons



Konstantin Kuehner
Stephane Pernot

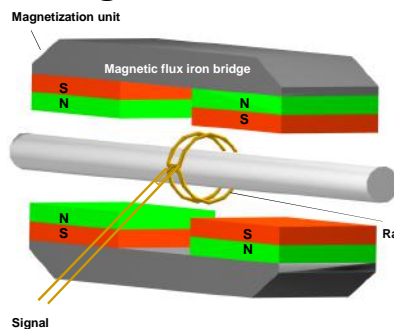
Slide 5 (60)

24. April 2014
OITAF Seminar Grenoble



O.I.T.A.F.
Work-Committee No II
Characteristics and Inspection of Ropes

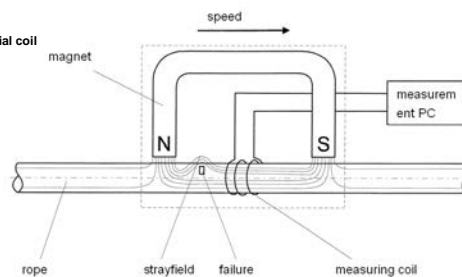
Magneto-Inductive Method and Results



$$U = - n S v \frac{dB}{dx}$$

Lenz-Faraday law

- Permanent magnets create a saturating magnetization of the steel wire rope
- Resulting leakage field generates a voltage in the measurement coil



Konstantin Kuehner
Stephane Pernot


Slide 6 (60)

24. April 2014
OITAF Seminar Grenoble



O.I.T.A.F.
Work-Committee No II
Characteristics and Inspection of Ropes


Examples of Basic Machine Designs



SMRT 40



Test head IWT



SMRT 60
Univ.
Stuttgart



Test heads TVFA-Wien

Konstantin Kuehner
Stephane Pernot

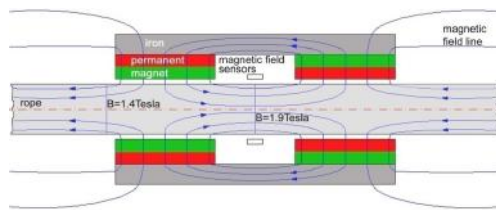
Slide 7 (60)

24. April 2014
OITAF Seminar Grenoble

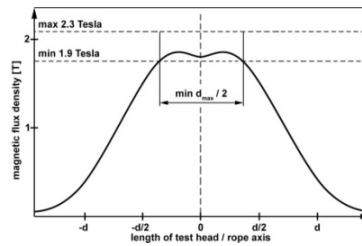


O.I.T.A.F.
Work-Committee No II
Characteristics and Inspection of Ropes

Magneto-Inductive Method and Results



Magnetic field circuits forming homogeneous magnetic flux all over the rope's cross section. The wire material has to be magnetically saturated by at least 1.9 up to 2.3 Tesla.



Konstantin Kuehner
Stephane Pernot

Slide 8 (60)

24. April 2014
OITAF Seminar Grenoble



O.I.T.A.F.
Work-Committee No II
Characteristics and Inspection of Ropes

2. Experimental Setup



Konstantin Kuehner
Stephane Pernot

Slide 9 (60)

24. April 2014
OITAF Seminar Grenoble



O.I.T.A.F.
Work-Committee No II
Characteristics and Inspection of Ropes

Experimental setup on suspension ropes



Konstantin Kuehner
Stephane Pernot


Slide 10 (60)

24. April 2014
OITAF Seminar Grenoble



O.I.T.A.F.
Work-Committee No II
Characteristics and Inspection of Ropes

Experimental setup on track ropes




Konstantin Kuehner
Stephane Pernot

24. April 2014
Slide 11 (60) OITAF Seminar Grenoble



O.I.T.A.F.
Work-Committee No II
Characteristics and Inspection of Ropes

Experimental setup on moving ropes



Konstantin Kuehner
Stephane Pernot

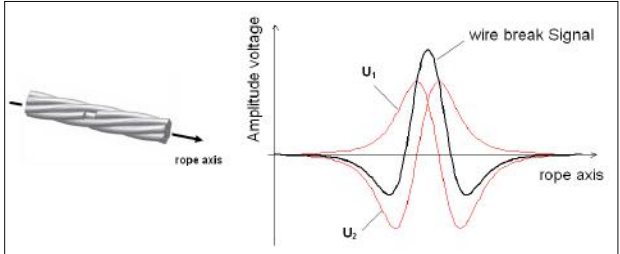
24. April 2014
Slide 12 (60) OITAF Seminar Grenoble

O.I.T.A.F.
Work-Committee No II
Characteristics and Inspection of Ropes

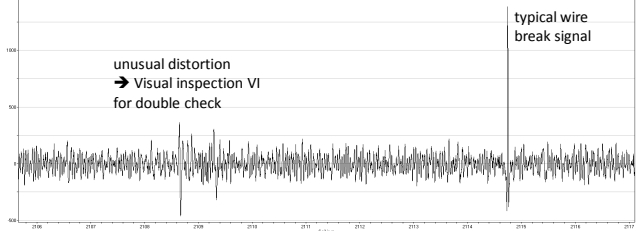
Magneto-Inductive Method and Results

Damage Signals:

Theory:



Practical experience:

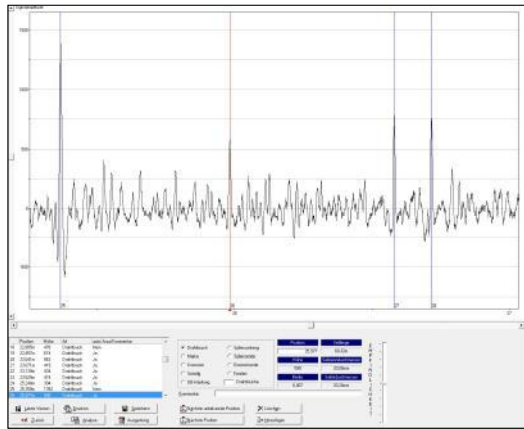


Konstantin Kuehner
Stephane Pernot

24. April 2014
Slide 13 (60) OITAF Seminar Grenoble

O.I.T.A.F.
Work-Committee No II
Characteristics and Inspection of Ropes

Magnetic rope test and Results




Software-Application:

- Automated labelling of suspicious patterns
- Evaluation by expert user
- Automated report creator
- Relating of damages to discard criteria (loss of tensile capacity on specific reference lengths)




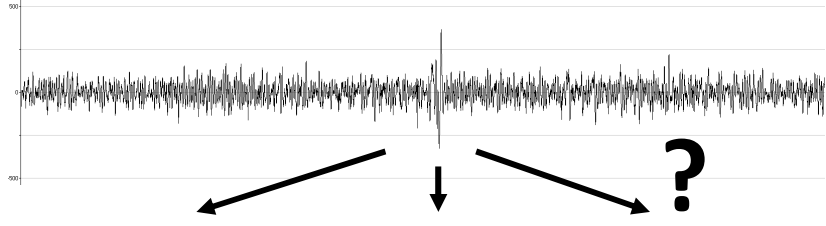
Konstantin Kuehner
Stephane Pernot

24. April 2014
Slide 14 (60) OITAF Seminar Grenoble

 **O.I.T.A.F.**
Work-Committee No II
Characteristics and Inspection of Ropes

Visual verification

Magnetic signals are only a 1D image of the real damage. Signals can be ambiguous, so every pattern of doubt has to be clarified by visual inspection:



Konstantin Kuehner
Stephane Pernot

24. April 2014
Slide 15 (60) OITAF Seminar Grenoble

 **O.I.T.A.F.**
Work-Committee No II
Characteristics and Inspection of Ropes

3. Actions arising from an MRT report



Konstantin Kuehner
Stephane Pernot

24. April 2014
Slide 16 (60) OITAF Seminar Grenoble



O.I.T.A.F.
Work-Committee No II
Characteristics and Inspection of Ropes

MRT report

test report shall include:

- comments about signature;
- rope identification (designation, name of manufacturer);
- rope details (rope diameter nominal and measured) / construction (diameter and number of wires);
- length of rope at rope end(s) not tested;
- the position, type and extent of any reportable indications and the conclusion on the wire rope condition;
- any increase in the size, number or extent of the indications shall be ascertained by comparison with previous test results.

Konstantin Kuehner
Stephane Pernot

24. April 2014
Slide 17 (60) OITAF Seminar Grenoble



O.I.T.A.F.
Work-Committee No II
Characteristics and Inspection of Ropes

Report: additional data / local regulations

In several countries there are local regulations demanding additional information in an MRT report like:


- development of rope condition, a table showing a comparison to the values of at least the last MRT
- Additional Recommendations for the operator, e.g. visual or other further inspections, maintenance & repair,...
- Showing pictures of the results from visual inspection
- Showing diagrams of wire break progress
- Giving recommendations on maintenance and repair actions (e.g. cut-off of wire break ends, re-lubrication, splice restoration...)
- Setting restrictions for operation or requirements for further (visual) inspections

Konstantin Kuehner
Stephane Pernot

24. April 2014
Slide 18 (60) OITAF Seminar Grenoble


O.I.T.A.F.
Work-Committee No II
Characteristics and Inspection of Ropes

Report: examples of repair of locked coil ropes



Fill-up of wire break gap using plastics:

- Protection of inner layers against moisture
- Stabilizing of surface wire compound



Shifting of wire breaks by brazing:

- Separation of two neighboring wire breaks
- Creation of distance to discard criteria


Konstantin Kuehner
Stephane Pernot

24. April 2014
OITAF Seminar Grenoble


Slide 19 (60)

O.I.T.A.F.
Work-Committee No II
Characteristics and Inspection of Ropes


Report: examples of repair of stranded ropes



Grinding of a lightning stroke



Cut-off of out-sticking wires and broken ends



Strand repair / Splice-in part

Konstantin Kuehner
Stephane Pernot

24. April 2014
OITAF Seminar Grenoble

Slide 20 (60)



O.I.T.A.F.
Work-Committee No II
Characteristics and Inspection of Ropes

Discard criteria

Most important discard criteria is the loss of metallic cross section within the reference lengths, given as multiple rope diameters according as for instance to the EN standard :

- **Short reference length (e.g. 6xd):** local damage, usually external impacts
- **Mid-range reference length (e.g. 30xd):** mixed section of local defects, abrasion and corrosion
- **Long-range reference length (e.g. 500xd):** average damage development of rope within its life time (mainly fatigue wire breaks)

“If there is any doubt about the size of a broken wire indicated by MRT calculating the loss of metallic area, it shall be assumed to be with a larger cross section in the rope.”

Konstantin Kuehner
Stephane Pernot

24. April 2014
Slide 21 (60) OITAF Seminar Grenoble



O.I.T.A.F.
Work-Committee No II
Characteristics and Inspection of Ropes

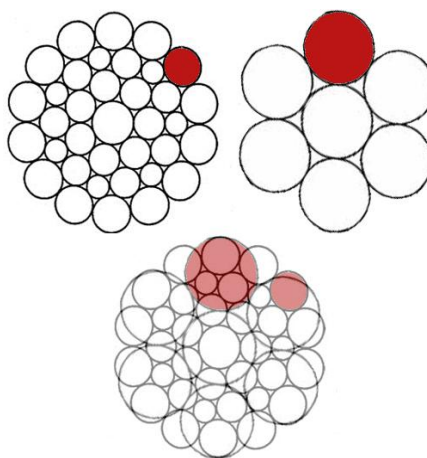
Discard criteria: relation to damage

Number of maximum allowed wire breaks on reference lengths depends on rope type:

Rope Type	Part of outer wire
6x7	2,38 %
6x19 Seale	1,27 %
6x36 Warr.-S	0,60 %

Example: number of broken outer wires at point of discard on 6xd according to EN 12927-6:

Rope Type	Number broken outer wires
6x7	3
6x19 Seale	4
6x36 Warr.-S	9



Konstantin Kuehner
Stephane Pernot

24. April 2014
Slide 22 (60) OITAF Seminar Grenoble

O.I.T.A.F.
Work-Committee No II
Characteristics and Inspection of Ropes

Rope-History and Increase of Wire Breaks

Example Funitel carrying-hauling rope: development of fatigue wire breaks is generally shaped exponentially → rope has to be inspected more often at advanced age!

Theoretical common MRT intervals according to EN 12927

Number of wire breaks

Operation in years

Konstantin Kuehner
Stephane Pernot

24. April 2014
Slide 23 (60) OITAF Seminar Grenoble

O.I.T.A.F.
Work-Committee No II
Characteristics and Inspection of Ropes

Rope-History and Increase of Wire Breaks

Sound magneto-inductive inspection intervals not to have to follow the figures given in the standards – they can be shorter!

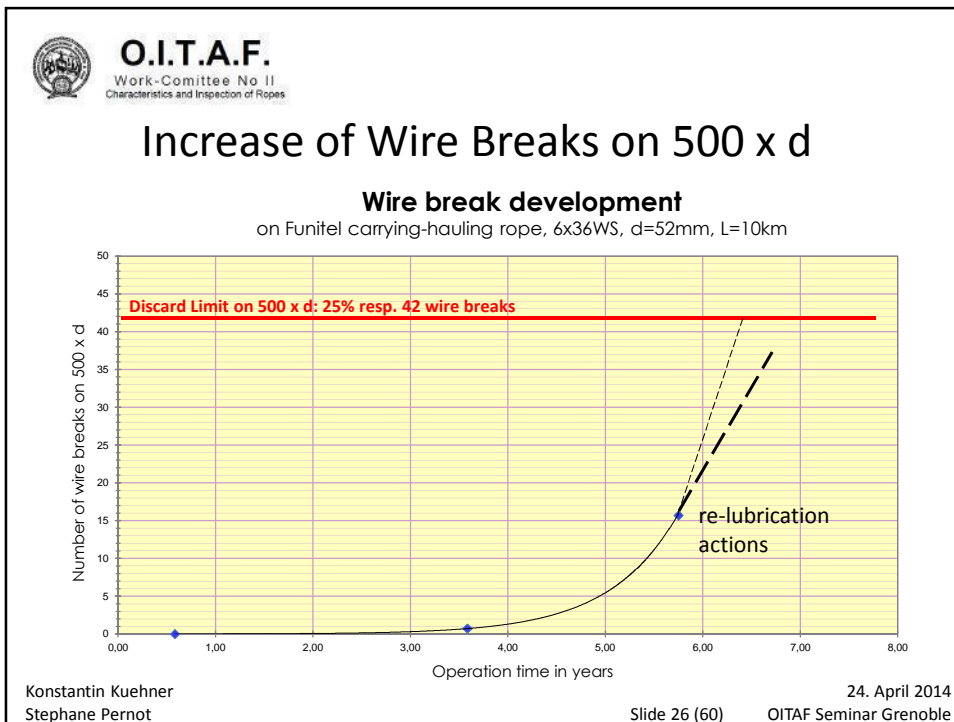
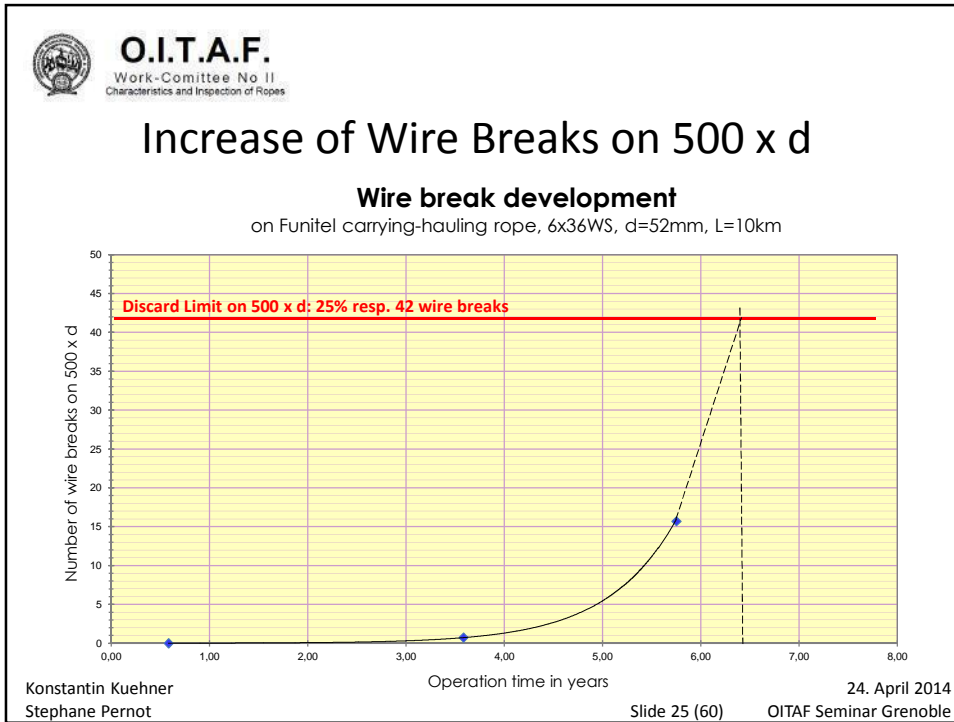
Example of suitable MRT intervals

Number of wire breaks

Operation in years

Konstantin Kuehner
Stephane Pernot

24. April 2014
Slide 24 (60) OITAF Seminar Grenoble





O.I.T.A.F.
Work-Committee No II
Characteristics and Inspection of Ropes

4. Wire break analysis

1. **Single wire break:**
 - ✓ WB signatures and related damage
 - ✓ WB gap & depth versus signal shape & amplitude,
 - ✓ WB signature and rope ground signal
2. **Wire break clusters**
 - ✓ Multiple WB's versus single WB,
 - ✓ Ill-separated WBs → **MRT history**
 - ✓ Specific WBs like missing wire → **visual verification**

Konstantin Kuehner
Stephane Pernot

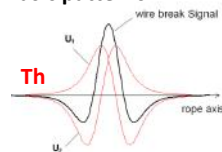
24. April 2014
Slide 27 (60) OITAF Seminar Grenoble



O.I.T.A.F.
Work-Committee No II
Characteristics and Inspection of Ropes

Single wire break

Basic patterns



1 wb = loss ⊕ recovery patterns

- **Small / medium size gap** = merged signals
→ **averaging of measuring coils**
- **X-Large gap** = detached signal patterns
→ **coils are sensitive to variation of magnetic flux provoked by (dis)/appearing steel wires**

WB signature and related rope damage

Gap	WB signal	Real default
small		
medium		
large		
XL		

Konstantin Kuehner
Stephane Pernot

24. April 2014
Slide 28 (60) OITAF Seminar Grenoble

O.I.T.A.F.
Work-Committee No II
Characteristics and Inspection of Ropes

Single wire break: instances

WB signals:
LF 1 / LF2

Spectrum

- Wire break
- Ground signal

Puy de Sancy: track rope Hoffmann hauling rope

- WB signatures are perturbed by rope ground signal
- Ground signal can't be filtered

WB signals shall arise well above ground signal to be analyzed !

Konstantin Kuehner 24. April 2014
Stephane Pernot Slide 29 (60) OITAF Seminar Grenoble

O.I.T.A.F.
Work-Committee No II
Characteristics and Inspection of Ropes

Wire break clusters


WB's versus single WB signal

2 WBs with gap	Effect of gap 2 WB's versus 1 WB	x WBs with 0.2m gap	Effect of number of WB's x WB's versus 1 WB
5 mm		11 WB's	
10 mm		21 WB's	
20 mm		41 WB's	

Various rope failures may give similar MRT signatures !

- 2 WB's with 10mm clearance may be interpreted as a single WB with large gap
- high number of WB's may be analyzed as a missing wire over a x-large distance




Konstantin Kuehner 24. April 2014
Stephane Pernot Slide 30 (60) OITAF Seminar Grenoble



O.I.T.A.F.
Work-Committee No II
Characteristics and Inspection of Ropes

5. Limits of MRT


1. **MRT issues:**
 - ✓ Non-injective mapping: various rope defaults → similar signature
 - ✓ Masking effects
 - Ill-separated WB's ← issue of coil spatial resolution
 - Amplitude high-contrast ← tuck tail mask neighbouring wire breaks
 - Amplitude low-contrast ← WB's may vanish in ground signal
2. **Limits:**
 - ✓ MRT signal analysis of specific rope parts:
 - Saddle or tower section
 - Sheave or rolling chain section
 - ✓ MRT analysis of specific rope defaults
 - Lightning stroke ← no evidence
 - Wear / corrosion ← not obvious
 - Fatigue-cracking corrosion ?

Konstantin Kuehner
Stephane Pernot

Slide 31 (60)

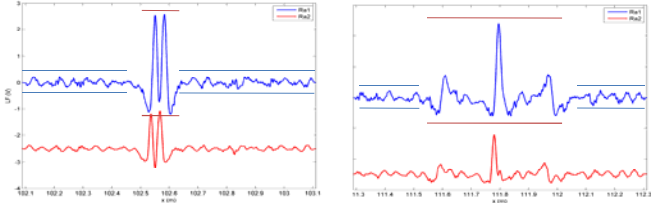
24. April 2014
OITAF Seminar Grenoble



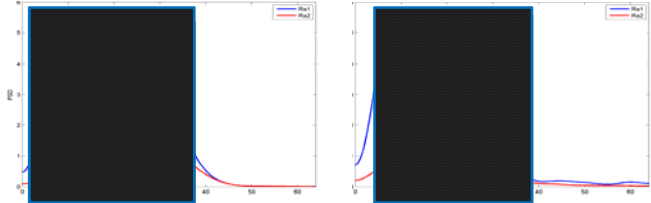
O.I.T.A.F.
Work-Committee No II
Characteristics and Inspection of Ropes

Masking effects: ill-separated WB's

WB signals:
LF 1 / LF2



Spectrum



■ WB's
■ Ground signal

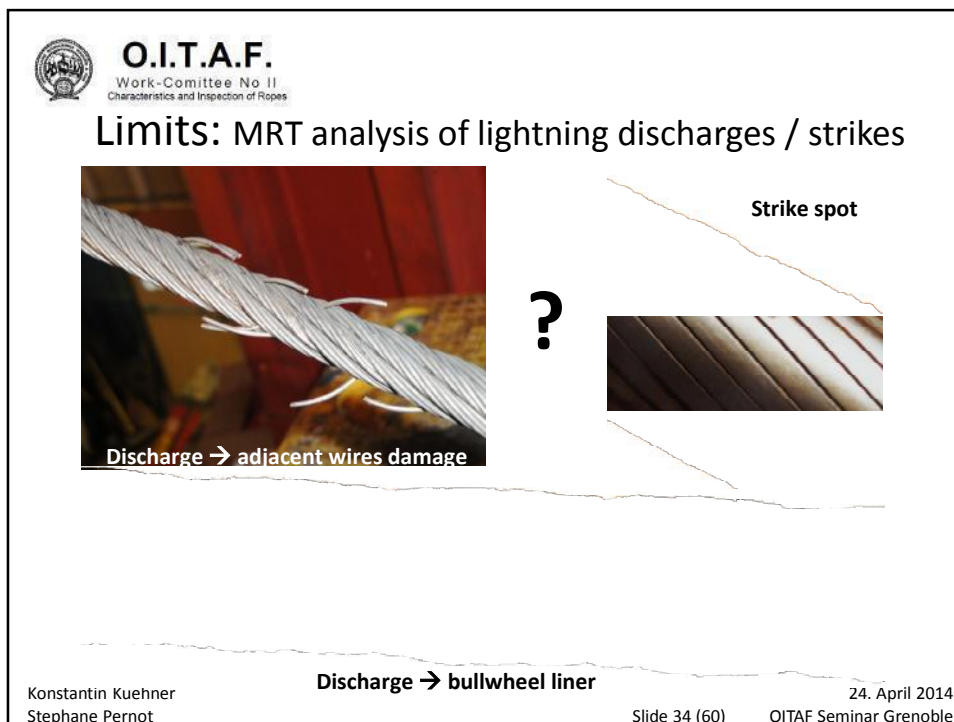
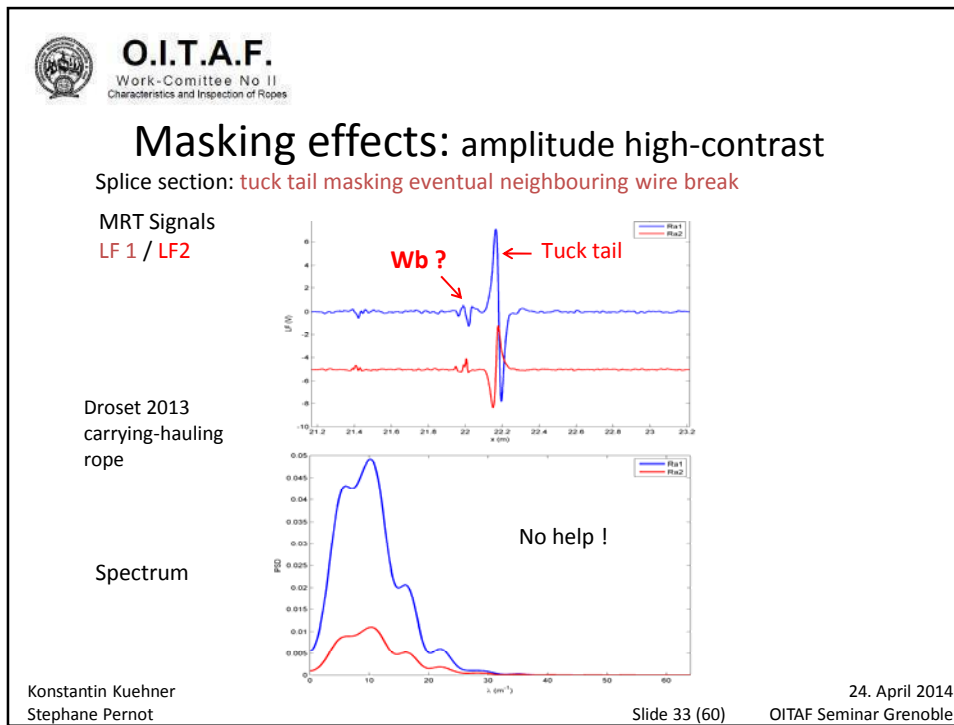
Answer:

- a) Unknown → MRT history is required to analyze the development of WB's during rope operation
- b) WB ? Missing wire ? : No → splice knot
→ rope visual verification is required

Konstantin Kuehner
Stephane Pernot

Slide 32 (60)


24. April 2014
OITAF Seminar Grenoble



O.I.T.A.F.
Work-Committee No II
Characteristics and Inspection of Ropes

Limits: MRT analysis of a lightning discharge

6x7 stranded trackrope : material tramway



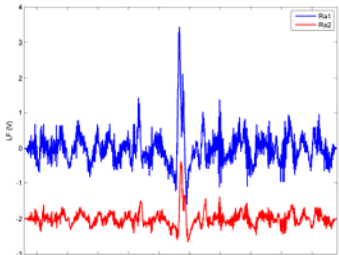
Melted adjacent wires **Broken melted wires**

Konstantin Kuehner 24. April 2014
Stephane Pernot Slide 35 (60) OITAF Seminar Grenoble

O.I.T.A.F.
Work-Committee No II
Characteristics and Inspection of Ropes

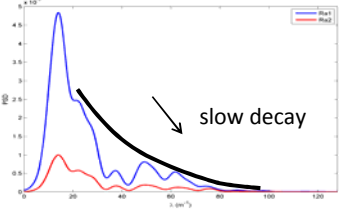
Limits: MRT analysis of a lightning discharge

MRT Signals
LF 1 / LF2



6x7 stranded trackrope

Spectrum

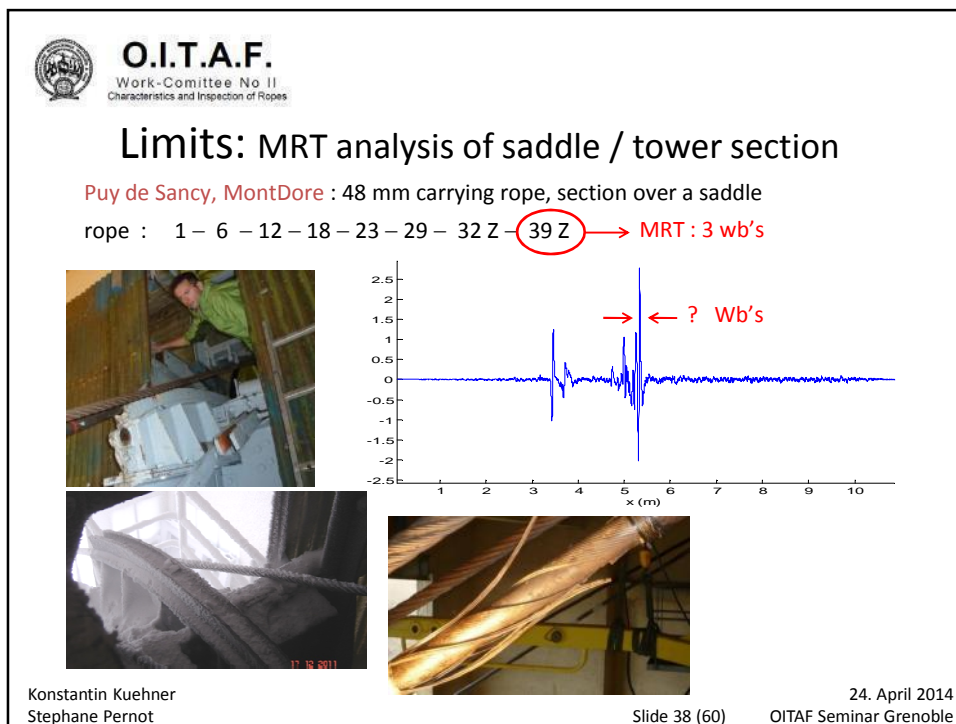
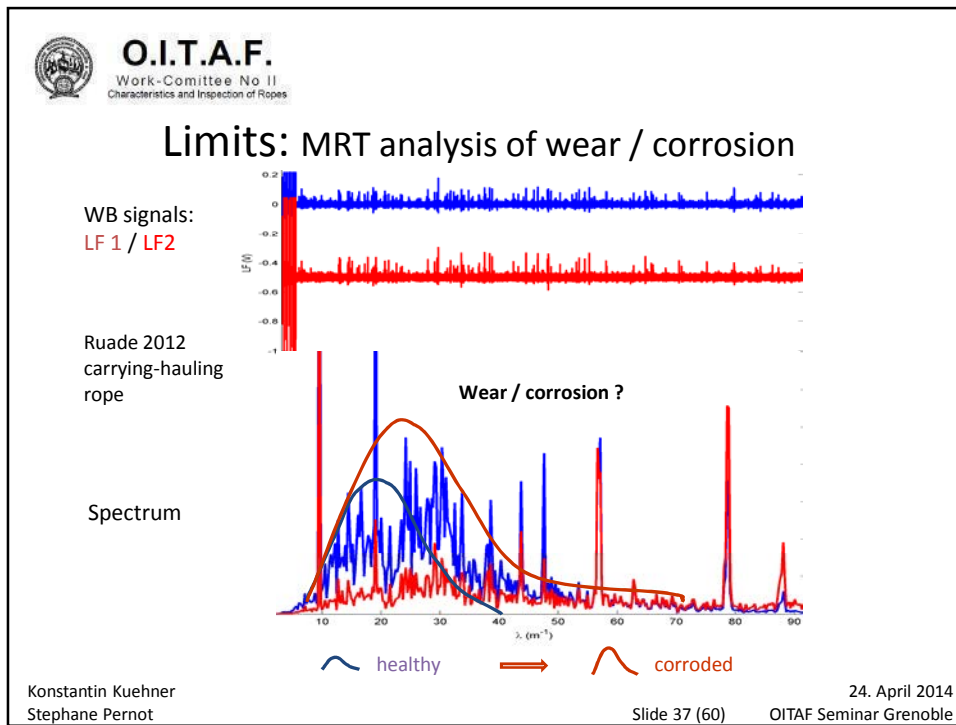


Broken melted wires

MRT signature ? not obvious

- similar with wire break signals
- noisy ground signal
- slow spectrum decay

Konstantin Kuehner 24. April 2014
Stephane Pernot Slide 36 (60) OITAF Seminar Grenoble



O.I.T.A.F.
Work-Committee No II
Characteristics and Inspection of Ropes

Limits: MRT analysis of saddle / tower section

Puy de Sancy, MontDore : 48 mm carrying rope, section over a saddle
 rope : 1 – 6 – 12 – 18 – 23 – 29 – 32 Z – 39 Z
 opening: 1 – 6 – 12 – 18 – 23 – 29 – 32 Z – **3 Z**

Failure : fretting-corrosion

- steel-steel contact
- high pressure / low saddle radius
- lack of relubrication ?

○ wb

Konstantin Kuehner
Stephane Pernot

24. April 2014
Slide 39 (60) OITAF Seminar Grenoble

O.I.T.A.F.
Work-Committee No II
Characteristics and Inspection of Ropes

Limits: MRT and fatigue-cracking corrosion

TpH Ruillans, La Grave : 51mm tension rope, section over a sheave

WB signals:
LF 1 / LF2

Spectrum

MRT analysis : not obvious

- noisy ground signal
- low amplitude

Corrosion ? probably !

healthy \Rightarrow corroded


Fatigue-cracking corrosion ?

- peak distribution ! ○

Further investigation is required ...

Konstantin Kuehner
Stephane Pernot


24. April 2014
Slide 40 (60) OITAF Seminar Grenoble

 **O.I.T.A.F.**
Work-Committee No II
Characteristics and Inspection of Ropes


Limits: MRT and fatigue-cracking corrosion

TrpH Ruillans, La Grave : 51 mm tension rope, section over a sheave
 rope : 1 – 7/7 – 7 – 14 – 24 – 30 – 33 Z – 38 Z
 opening: 1 – 7/7 – 7 – 14 – 23 – 2 – 33 Z – 38 Z

○ wb
rusty - dry




Konstantin Kuehner Fatigue-cracking corrosion Microfractures 24. April 2014
 Stephane Pernot Slide 41 (60) OITAF Seminar Grenoble

 **O.I.T.A.F.**
Work-Committee No II
Characteristics and Inspection of Ropes


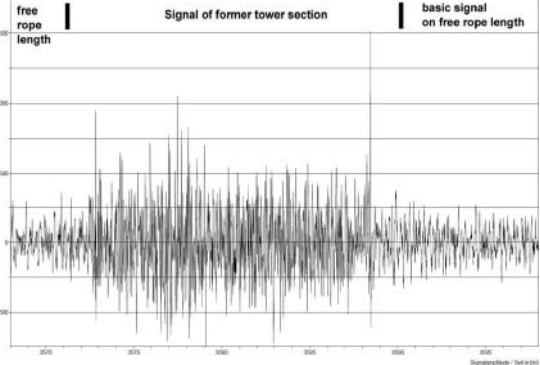
6. Beyond the limits

1. **High resolution inspection**
 - ✓ WB localization around rope section: coils → belt of hall sensors
 - ✓ separate WB's from corrosion, wear
2. **Visual inspection with technical support**
3. **Wavelet scalogram analysis**
 - ✓ To highlight interaction between MRT signatures and ground signal,
 - ✓ To separate closed WB's,
 - ✓ To assess the occurrence and severity of corrosion.

Konstantin Kuehner 24. April 2014
 Stephane Pernot Slide 42 (60) OITAF Seminar Grenoble

 **O.I.T.A.F.**
Work-Committee No II
Characteristics and Inspection of Ropes


Magnetic high resolution test

Problem: Corrosion-/wear-signals can cover wire break signals, e.g. in former tower sections
 → Another more-dimensional inspection-method is needed to clarify the state of the rope

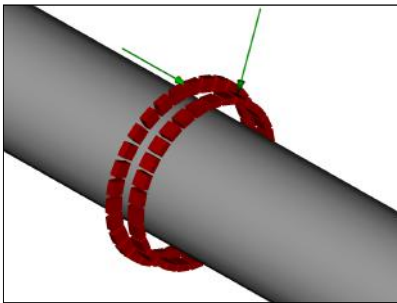

Konstantin Kuehner
Stephane Pernot

24. April 2014
Slide 43 (60) OITAF Seminar Grenoble

 **O.I.T.A.F.**
Work-Committee No II
Characteristics and Inspection of Ropes

Magnetic high resolution test

- Instead of an averaging coil, a large amount of hall-effect sensors is installed around the rope
- By recording each sensor as a measuring channel, the defect can be better localized in the cross-section of the rope
- This allows to separate wire breaks from wear or corrosion
- Cheaper, less dangerous alternative to x-ray examination

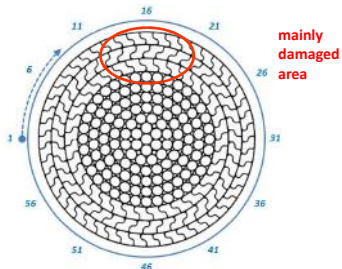
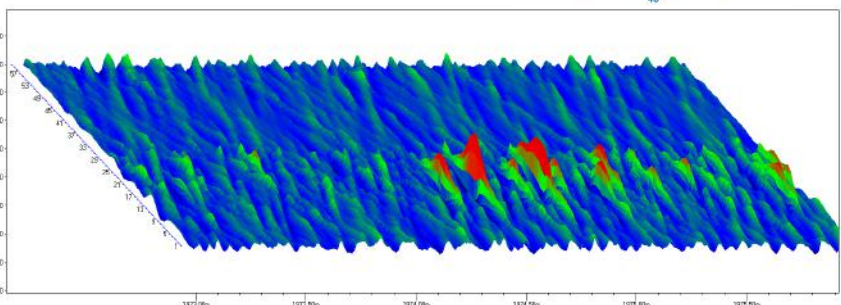
Konstantin Kuehner
Stephane Pernot

24. April 2014
Slide 44 (60) OITAF Seminar Grenoble

O.I.T.A.F.
Work-Committee No II
Characteristics and Inspection of Ropes

Magnetic high Resolution test

- Software-Application allows to rescale color-scheme and amplification to work out points of interest
- Damage can be closely localized and evaluated to plan further special treatment, inspection and repair

Konstantin Kuehner
Stephane Pernot

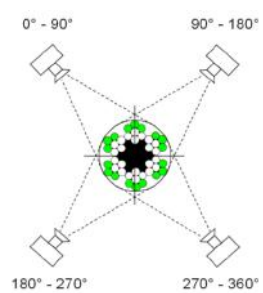
24. April 2014
Slide 45 (60) OITAF Seminar Grenoble

O.I.T.A.F.
Work-Committee No II
Characteristics and Inspection of Ropes

Visual Inspection with technical device

Inspection can be carried out manually - or by technical device with following advantages:

- higher result reliability by overlapping cameras
- better documentation by digital images and automated report editor
- less danger and physical stress for inspection operator
- less downtime of cable car due to higher inspection velocities (up to 3 m/s)



Konstantin Kuehner
Stephane Pernot

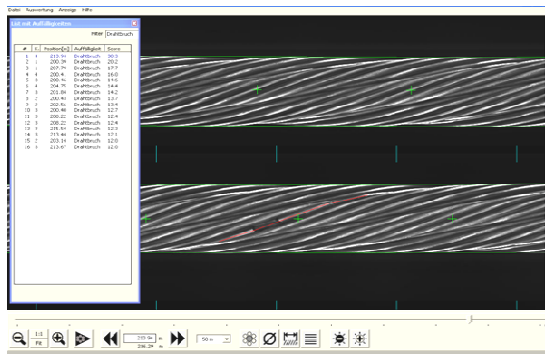
24. April 2014
Slide 46 (60) OITAF Seminar Grenoble



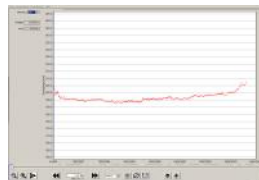
O.I.T.A.F.
Work-Committee No II
Characteristics and Inspection of Ropes

Visual Inspection with technical device

Analyze of the wires and rope surface:



Diameter and rope lay length along the rope



Konstantin Kuehner
Stephane Pernot

24. April 2014

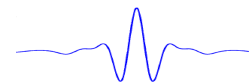
Slide 47 (60) OITAF Seminar Grenoble



O.I.T.A.F.
Work-Committee No II
Characteristics and Inspection of Ropes

Wavelet scalogram

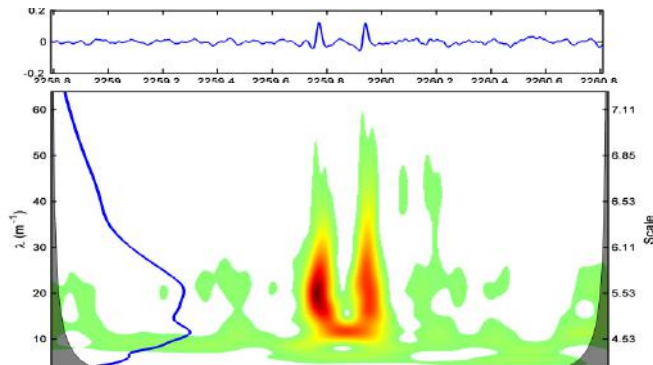
Wavelets : mathematical entity Ψ aimed to analyze main signal components



Transform :
$$W_{\psi}^s(a, b) = \frac{1}{\sqrt{a}} \int_{-\infty}^{+\infty} s(t) \psi\left(\frac{t-b}{a}\right) dt$$

MRT signal : splice knot

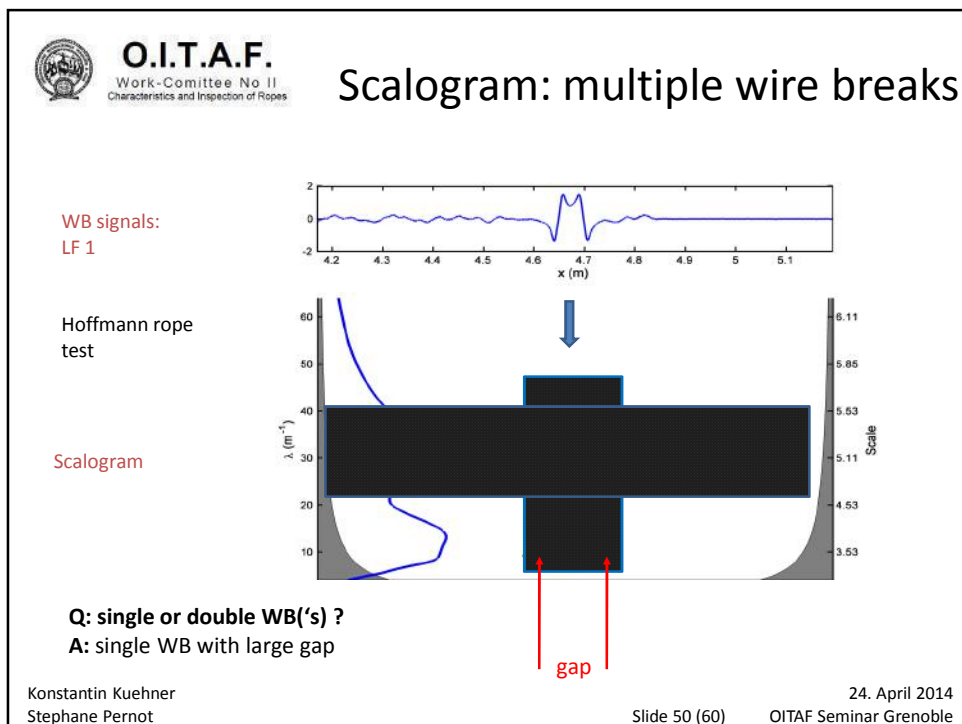
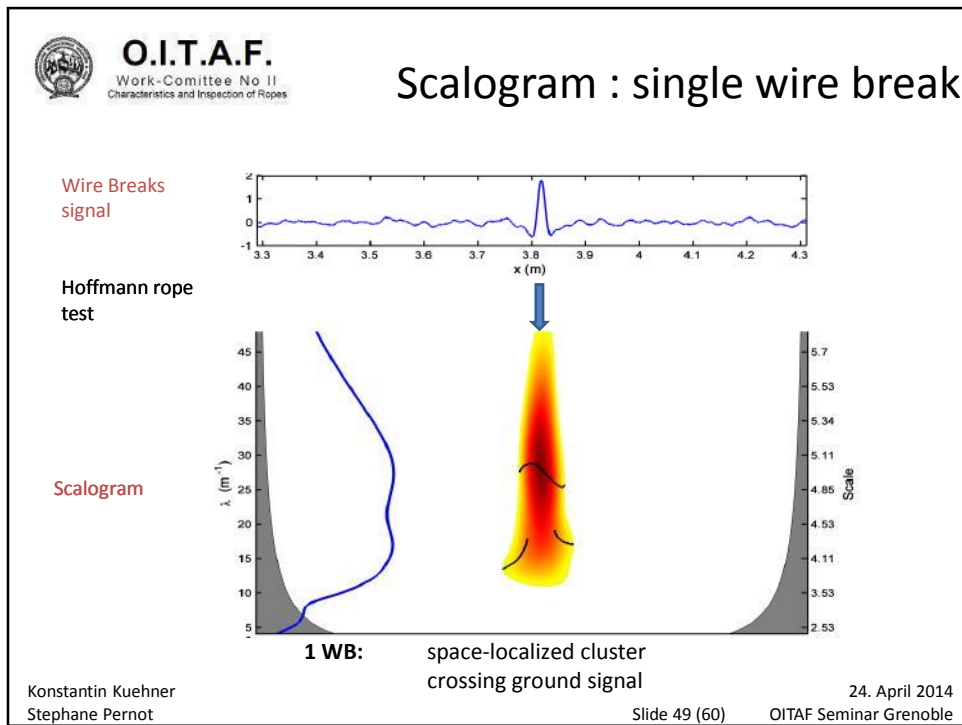
Scalogram : colormap of wavelet representation

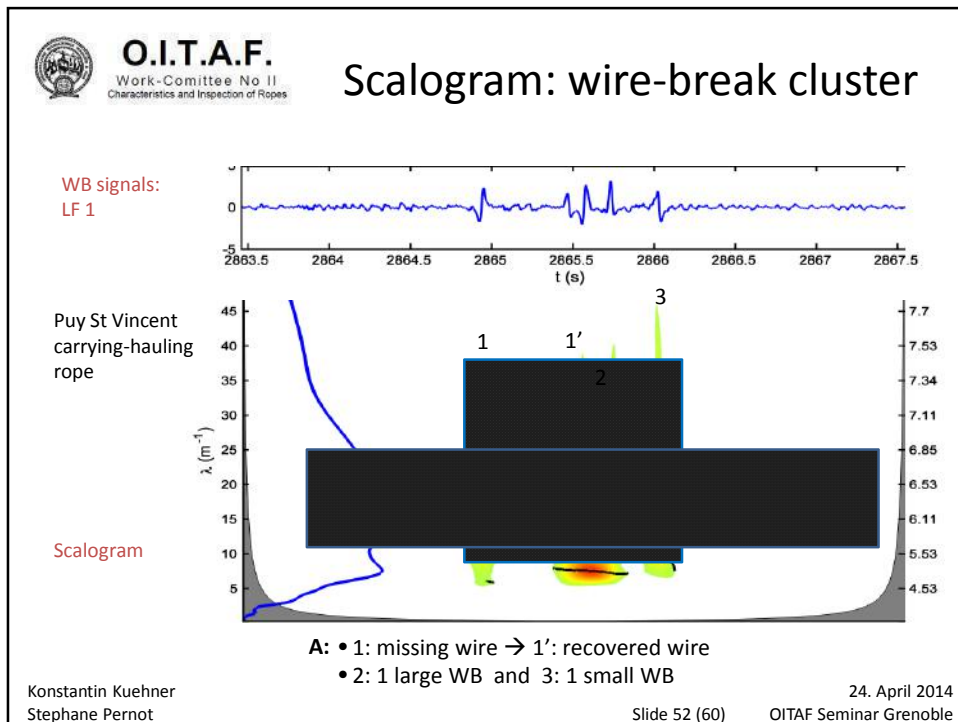
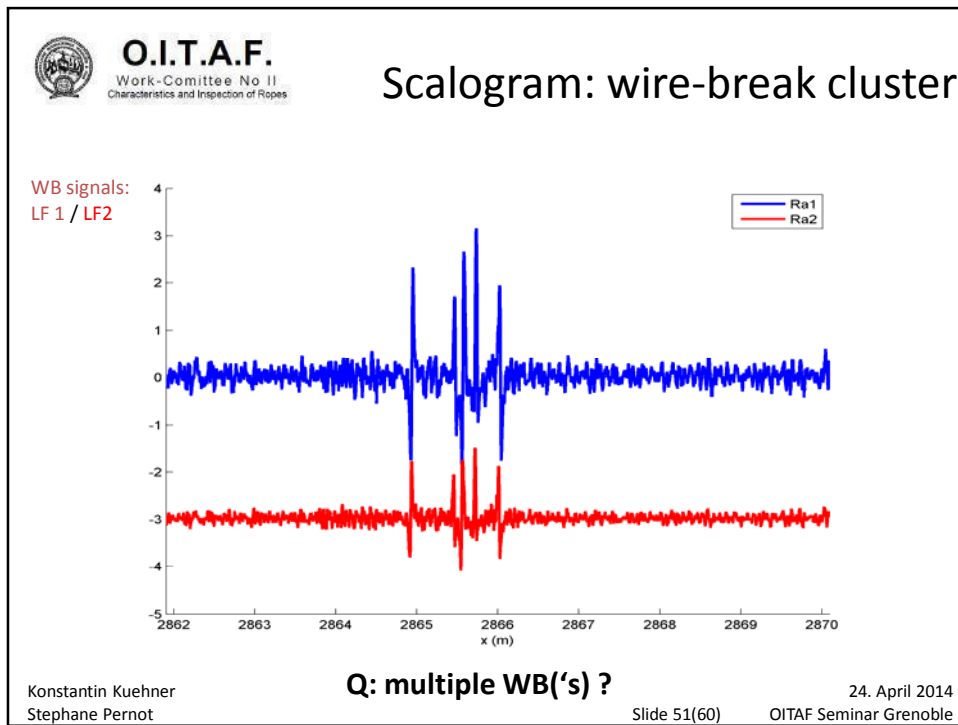


Konstantin Kuehner
Stephane Pernot

24. April 2014

Slide 48 (60) OITAF Seminar Grenoble







O.I.T.A.F.
Work-Committee No II
Characteristics and Inspection of Ropes

7. Conclusions and prospects

1. MRT summarized
2. MRT + Visual : a complementary approach
3. Advanced : towards supervised WB analysis

Konstantin Kuehner
Stephane Pernot

Slide 55 (60)

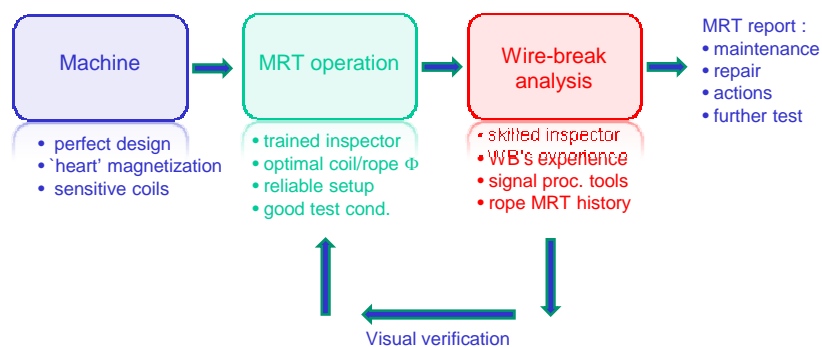
24. April 2014
OITAF Seminar Grenoble



O.I.T.A.F.
Work-Committee No II
Characteristics and Inspection of Ropes

MRT summarized

Prerequisites for efficient MRT



Konstantin Kuehner
Stephane Pernot

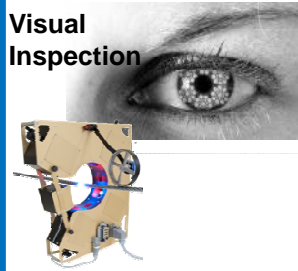
Slide 56 (60)

24. April 2014
OITAF Seminar Grenoble

O.I.T.A.F.
 Work-Committee No II
 Characteristics and Inspection of Ropes

Visual + MRT: a complementary approach

Visual Inspection



Dislocation of wires	Heavy corrosion
Diagram of Diameter and Laylength	Heavy wire damage
Scratches, Notches	Outer wire breaks
Touching Strands	Former clamping areas
Beginning corrosion	Lightning strokes


Konstantin Kuehner
 Stephane Pernot

24. April 2014
 OITAF Seminar Grenoble

Slide 57 (60)

O.I.T.A.F.
 Work-Committee No II
 Characteristics and Inspection of Ropes

Visual + MRT: a complementary approach



MRT

Heavy corrosion	inner wire breaks
Heavy wire damage	
Outer wire breaks	Wire breaks in strand touching zone
Former clamping areas	
Lightning strokes	

Konstantin Kuehner
 Stephane Pernot

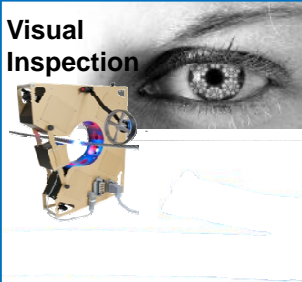
24. April 2014
 OITAF Seminar Grenoble

Slide 58 (60)

O.I.T.A.F.
Work-Committee No II
Characteristics and Inspection of Ropes


Visual + MRT: a complementary approach

Visual Inspection




Dislocation of wires
Diagram of Diameter and Laylength
Scratches, Notches
Touching Strands
Beginning corrosion

MRT



Heavy corrosion
Heavy wire damage
Outer wire breaks
Former clamping areas
Lightning strokes

MRT



inner wire breaks
Wire breaks in strand touching zone

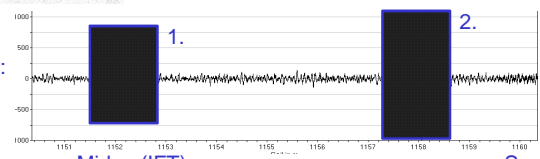
Konstantin Kuehner
Stephane Pernot

24. April 2014
Slide 59 (60) OITAF Seminar Grenoble

O.I.T.A.F.
Work-Committee No II
Characteristics and Inspection of Ropes

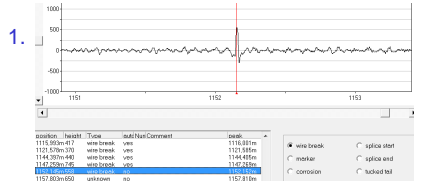
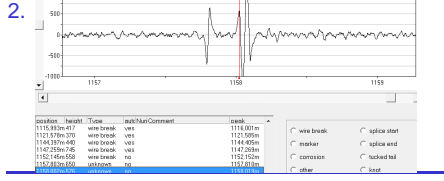
Supervised WB analysis ?

WB signal:

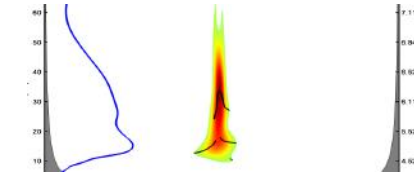
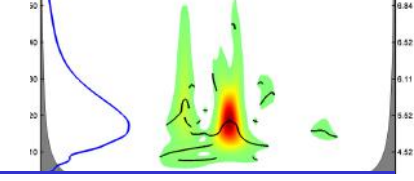


Id ?

Midan (IFT)


Scalogram


Result: 1. WB ? **yes** 2. WB ? **unknown** 1. WB ? **yes** 2. WB ? **1 missing wire + 1 WB**

Konstantin Kuehner
Stephane Pernot

24. April 2014
Slide 60 (60) OITAF Seminar Grenoble

 **O.I.T.A.F.**
Work-Committee No II
Characteristics and Inspection of Ropes

Thank you



for your attention :

Konstantin Kuehner
Stephane Pernot

24. April 2014
Slide 60 (60) OITAF Seminar Grenoble

 **O.I.T.A.F.**
Work-Committee No II
Characteristics and Inspection of Ropes

Gains and Limits of Magnetic Rope Testing



 University of Stuttgart
Institute of Mechanical Handling and Logistics
Stuttgart, Germany

Dipl.-Ing. **Konstantin Kuehner** / Dipl.-Ing. **K. Kuehner**
sven.winter@ift.uni-stuttgart.de

STRMTG / French authority
Saint Martin d'Hères, France

Dr.-Ing. **Stephane PERNOT**
stephane.pernot@developpement-durable.gouv.fr

Konstantin Kuehner
Stephane Pernot

24. April 2014
Slide 60 (60) OITAF Seminar Grenoble